

BALDOR® • RELIANCE

Product Information Packet

ELECTRIC MOTOR WHOLESAL.COM

CM2547T

60HP, 1770RPM, 3PH, 60HZ, 364TC, 4252M, OPSB

Part Detail							
Revision:	J	Status:	INA/A	Change #:		Proprietary:	No
Type:	AC	Prod. Type:	4252M	Elec. Spec:	42WGW390	CD Diagram:	
Enclosure:	OPSB	Mfg Plant:		Mech. Spec:	42F95	Layout:	
Frame:	364TC	Mounting:	F1	Poles:	04	Created Date:	
Base:	RG	Rotation:	R	Insulation:	B	Eff. Date:	04-07-2009
Leads:	9#4	Literature:		Elec. Diagram:		Replaced By:	

Nameplate NP1256L									
CAT.NO.	CM2547T								
SPEC.	42F095W390H1								
HP	60								
VOLTS	230/460								
AMP	144/72								
RPM	1770								
FRAME	364TC	HZ	60	PH	3				
SER.F.	1.15	CODE	G	DES	B	CLASS	B		
NEMA-NOM-EFF	93.6	PF	83						
RATING	40C AMB-CONT								
CC	010A	USABLE AT 208V	154						
DE	6313	ODE	6311						
ENCL	OPSB	SN							

Parts List		
Part Number	Description	Quantity
SA042854	SA 42F095W390H1	1.000 EA
RA038641	RA 42F095W390H1	1.000 EA
S/P101-000-003	EPACT PROC-ZK 280FR & UP,LARGE KOBX,POLY	1.000 EA
HA6360	LIFTING LUG FOR 42 FRAME MOTORS.	2.000 EA
HA6017A01	CAST ADAPTOR	1.000 EA
19XW3118A12	.31-18 X .75 HEX WASHER HEAD TAPTITE II	2.000 EA
HW1001A31	LOCKWASHER 5/16, ZINC PLT.591 OD, .319 I	2.000 EA
10CB3002	CONDUIT BOX CAST W/3.625 LEAD HOLE	1.000 EA
19XW3118A12	.31-18 X .75 HEX WASHER HEAD TAPTITE II	4.000 EA
HW1001A31	LOCKWASHER 5/16, ZINC PLT.591 OD, .319 I	4.000 EA
WD1000B16	KPA-4C BURNDY TERMINAL	1.000 EA
51XF2520A08	SCREW, HEX SER SLT HD, ZN 1/4-20 X .50 L	1.000 EA
42EP3200A01	FR ENDPLATE, MACH 324-6T	1.000 EA
HA4051A00	PLASTIC CAP FOR GREASE FITTING	1.000 EA
HW5100A13	W4627-047 WVY WSHR	1.000 EA
42EP1400A01	PUEP MACH,	1.000 EA
HA4051A00	PLASTIC CAP FOR GREASE FITTING	1.000 EA
10XN3816K56	3/8-16 X 3 1/2 HEX HEAD MACHINE SCREW,	4.000 EA
HW1001A38	LOCKWASHER 3/8, ZINC PLT .688 OD, .382 I	4.000 EA
XY5013A12	NUT,1/2-13,HEX,STEEL,ZINCPLATED	8.000 EA
10CB3500SP	CONDUIT BOX LID, CAST	1.000 EA
51XW2520A12	.25-20 X .75, TAPTITE II, HEX WSHR SLTD	4.000 EA
HW2501J36	KEY, 5/8 SQ X 4.250	1.000 EA
LB1115	LABEL,LIFTING DEVICE	1.000 EA

Parts List (continued)		
Part Number	Description	Quantity
MJ1000A75	GREASE, POLYREX EM EXXON	0.030 LB
HW4500A03	GREASE FITTING, .125 NPT 1610(ALEMITE) 8	1.000 EA
HW4500A20	1/8NPT SL PIPE PLUG	1.000 EA
MG1000G27	PAINT- S9282E CHARCOAL GREY	0.050 GA
85XU0407A04	#4-7 X 1/4 DRIVE PIN	2.000 EA
42AD2001A01	BAFFLE PLATE 42 OPEN, SLOTTED BAND MTRS	1.000 EA
42AD2001A01	BAFFLE PLATE 42 OPEN, SLOTTED BAND MTRS	1.000 EA
HA3151A07	THRUBOLT STUD 1/2-13 X 20.000	4.000 EA
LB1119	WARNING LABEL	1.000 EA
LB1125C04	STD-E (STOCK CTN LABEL STD-E WITH FLAG)	4.000 EA
LC0181	CONNECTION LABEL	1.000 EA
NP1256L	ALUM, UL CSA CC, W/O THERMAL, LASER	1.000 EA
42PA1000	PACKAGING GROUP 42 FRAME PK1024A06	1.000 EA
LB5040	INSTRUCTION TAG, AC & DC	1.000 EA
HW4500A03	GREASE FITTING, .125 NPT 1610(ALEMITE) 8	1.000 EA
HW4500A20	1/8NPT SL PIPE PLUG	1.000 EA

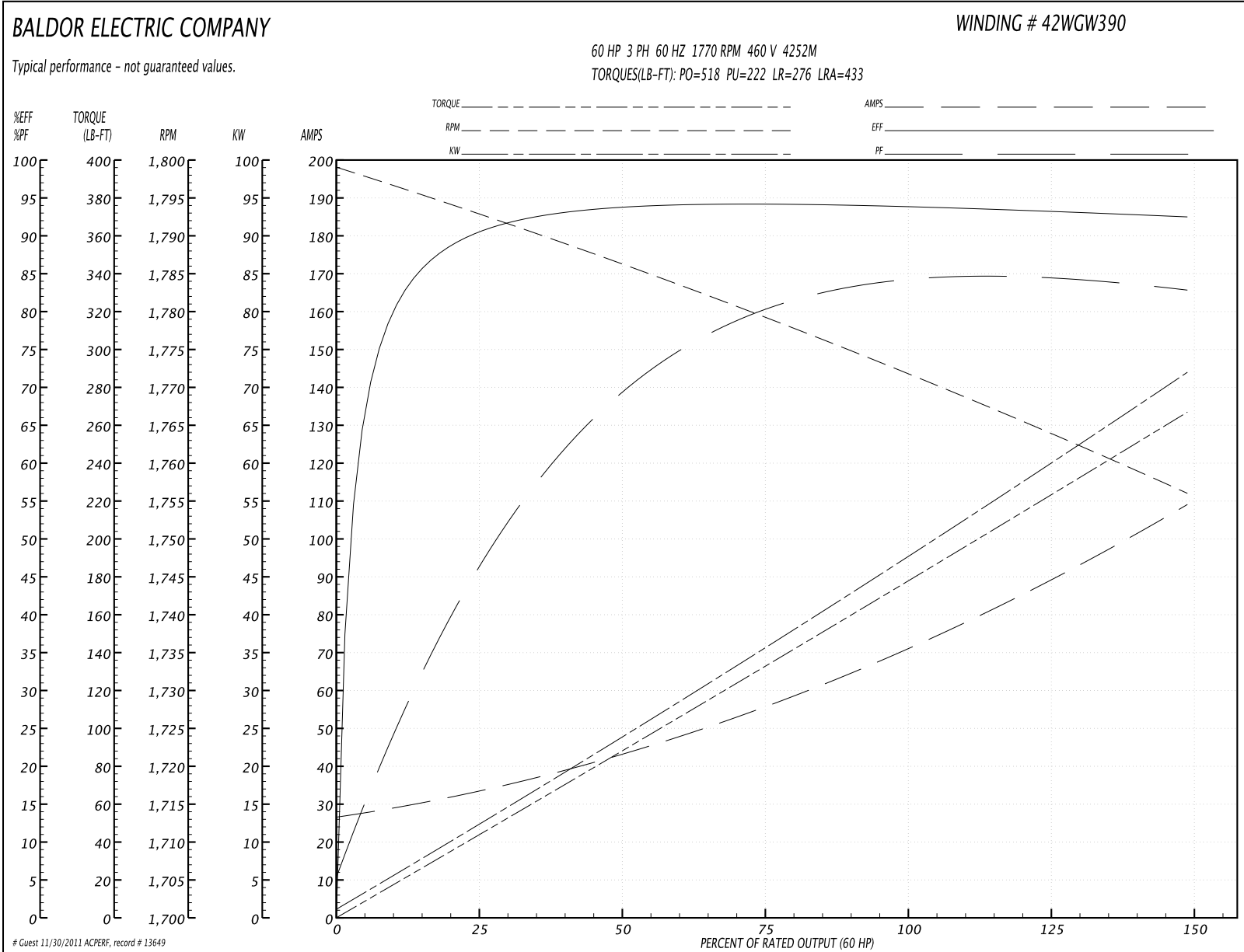
Performance Data at 460V, 60Hz, 60.0HP (Typical performance - Not guaranteed values)
General Characteristics

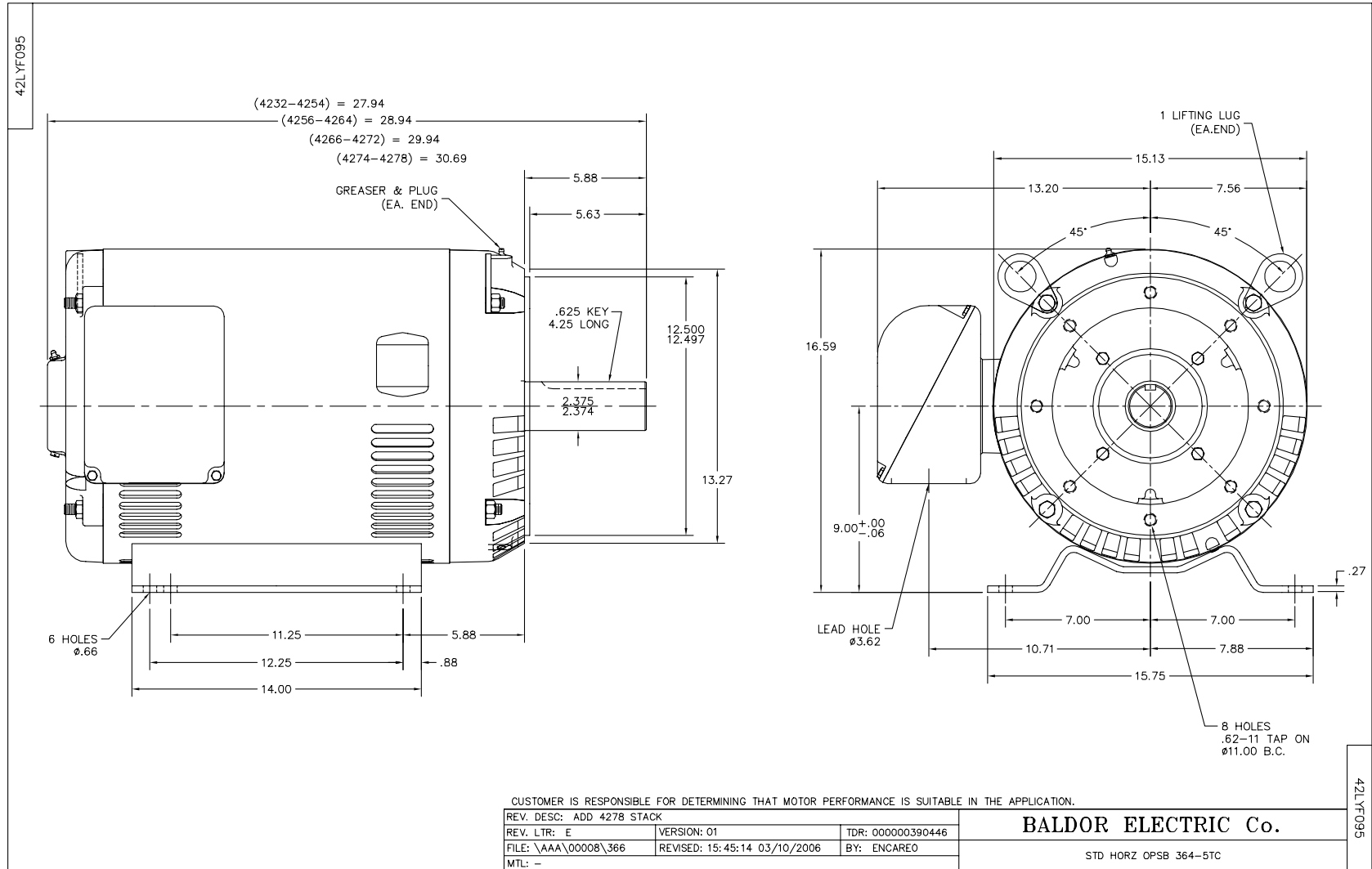
Full Load Torque:	178.0 LB-FT	Start Configuration:	DOL
No-Load Current:	27.6 Amps	Break-Down Torque:	518.0 LB-FT
Line-line Res. @ 25°C.:	0.1102 Ohms A Ph / 0.0 Ohms B Ph	Pull-Up Torque:	222.0 LB-FT
Temp. Rise @ Rated Load:	45 C	Locked-Rotor Torque:	276.0 LB-FT
Temp. Rise @ S.F. Load:	59 C	Starting Current:	433.0 Amps

Load Characteristics

% of Rated Load	25	50	75	100	125	150	S.F.
Power Factor:	48.0	71.0	79.0	83.0	84.0	84.0	84.0
Efficiency:	90.5	93.6	94.1	93.9	93.4	92.4	93.6
Speed:	1793.0	1786.0	1779.0	1772.0	1764.0	1756.0	1767.0
Line Amperes:	32.3	42.5	56.4	72.0	89.3	108.4	82.4

Performance Graph at 460V, 60Hz, 60.0HP Typical performance - Not guaranteed values

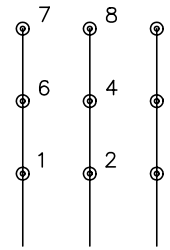




CD0180

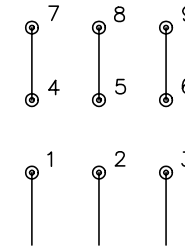


LOW VOLTAGE
(2D)



LINE

HIGH VOLTAGE
(1D)



LINE

NOTES:

1. INTERCHANGE ANY TWO LINE LEADS TO REVERSE ROTATION.
2. OPTIONAL THERMOSTATS ARE PROVIDED WHEN SPECIFIED.
3. ACTUAL NUMBER OF INTERNAL PARALLEL CIRCUITS MAY BE A MULTIPLE OF THOSE SHOWN ABOVE.
4. LEAD COLORS ARE OPTIONAL. LEADS MUST ALWAYS BE NUMBERED AS SHOWN.

REV. DESC: REVISE TO SHOW OPTIONAL COLORS			
REV. LTR: C	BY: JLP	REVISED: 01/21/99 2:28	TDR: 0171435
0810D0		FILE: AAA00005148	MDL: -
		MTL: -	

BALDOR ELECTRIC Co.

3PH, DV, 9 LEADS, DELTA CONNECTION

CD0180