

BALDOR® • RELIANCE

Product Information Packet

ELECTRIC MOTOR WHOLESAL.COM

CM3107

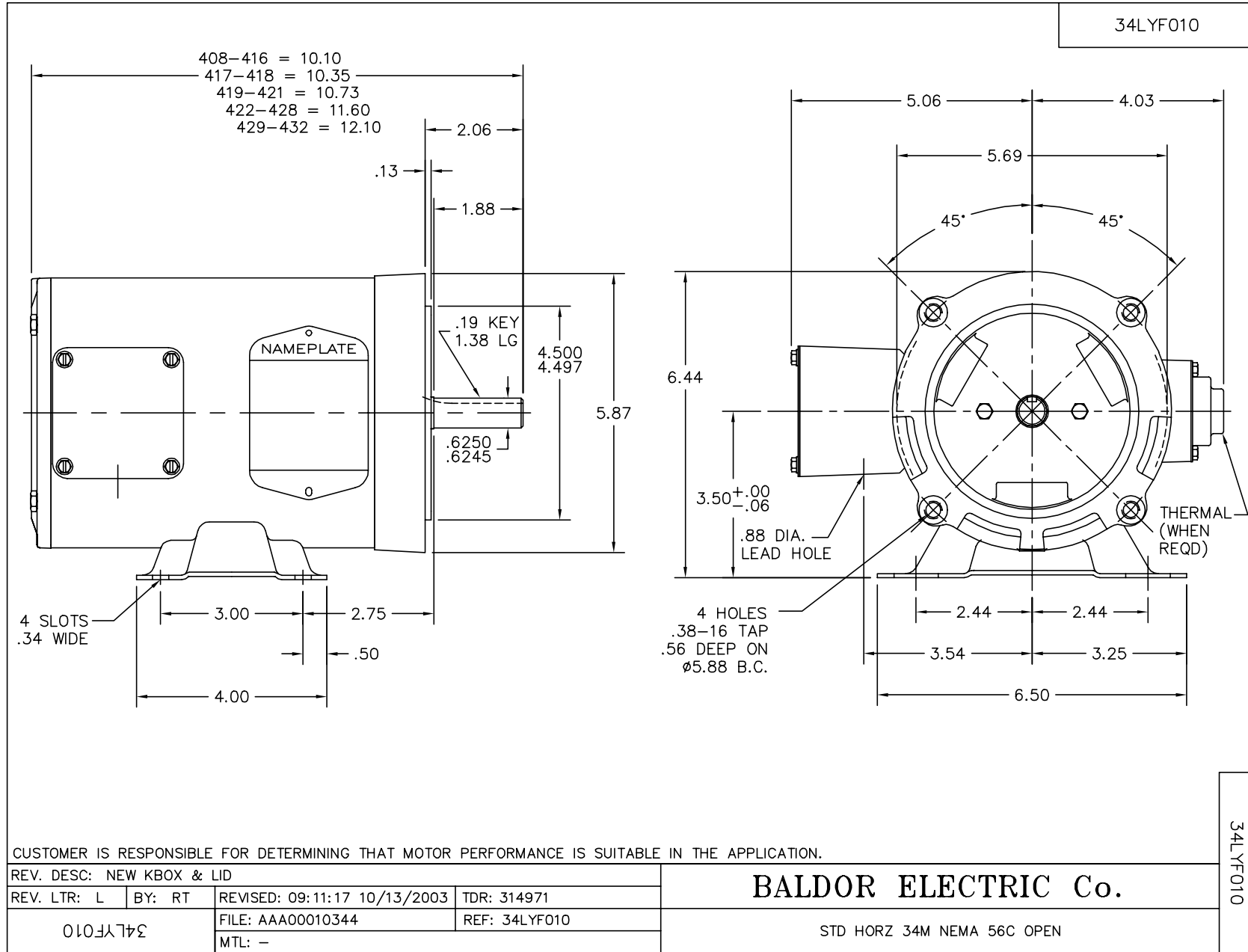
.5HP,3450RPM,3PH,60HZ,56C,3410M,OPEN,F1

Part Detail							
Revision:	N	Status:	PRD/A	Change #:		Proprietary:	No
Type:	AC	Prod. Type:	3410M	Elec. Spec:	34WG0232	CD Diagram:	
Enclosure:	OPEN	Mfg Plant:		Mech. Spec:	34F010	Layout:	
Frame:	56C	Mounting:	F1	Poles:	02	Created Date:	
Base:	RG	Rotation:	R	Insulation:	B	Eff. Date:	03-23-2011
Leads:	9#18	Literature:		Elec. Diagram:		Replaced By:	

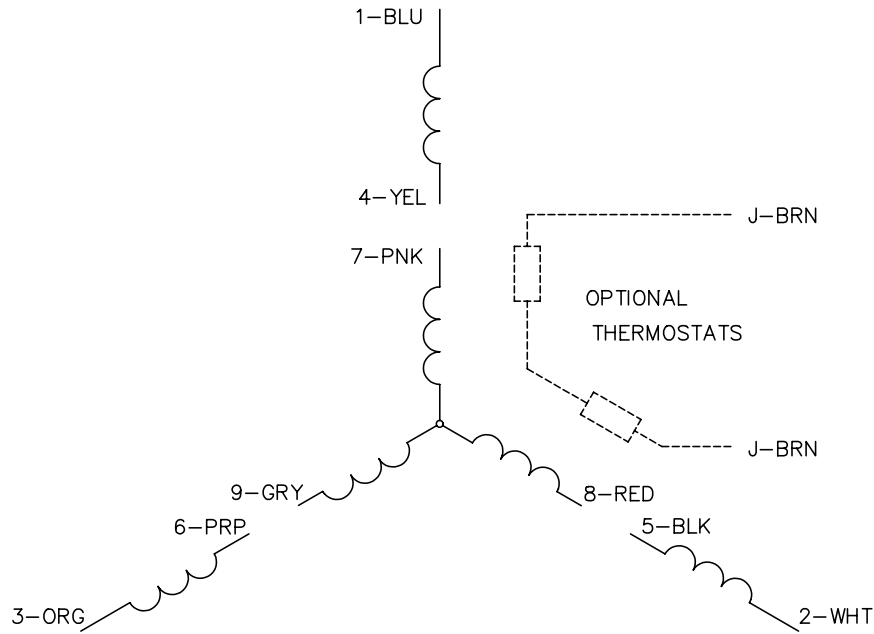
Nameplate NP1256L

CAT.NO.	CM3107						
SPEC.	34F10-232						
HP	.5						
VOLTS	230/460						
AMP	2/1						
RPM	3450						
FRAME	56C	HZ	60	PH	3		
SER.F.	1.25	CODE	J	DES	B	CLASS	B
NEMA-NOM-EFF	68	PF	63				
RATING	40C AMB-CONT						
CC		USABLE AT 208V	2.6				
DE	6203	ODE	6203				
ENCL	OPEN	SN					
	SFA 2.4/1.2						

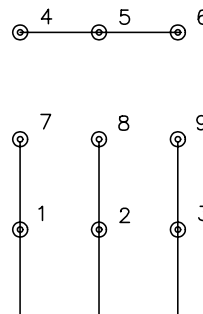
Parts List		
Part Number	Description	Quantity
SA007672	SA 34F10-232	1.000 EA
RA004059	RA 34F10-232	1.000 EA
NS2512A01	INSULATOR, CONDUIT BOX X	1.000 EA
34CB3002A	CB CAST W/.88 DIA HOLE	1.000 EA
51XB1016A07	10-16 X 7/16 HXWSSLD SERTYB	2.000 EA
11XW1032G06	10-32 X .38, TAPTITE II, HEX WSHR SLTD U	1.000 EA
34EP3210A01SP	FR ENDPLATE, MACH	1.000 EA
HW5100A03SP	WAVY WASHER (W1543-017)	1.000 EA
34EP3401A01SP	PU ENDPLATE, MACH	1.000 EA
34AD2000	BAFFLE PLATE, STAMPED	1.000 EA
51XT0632A06	6-32X3/8 TY23 HXWS SLDSR	4.000 EA
51XN1032A20	10-32 X 1 1/4 HX WS SL SR	2.000 EA
34CB4517	CB LID 4 MTG HOLES .22 DIA STAMPED, FOR	1.000 EA
51XW0832A07	8-32 X .44, TAPTITE II, HEX WSHR SLTD SE	4.000 EA
HW2501D13SP	KEY, 3/16 SQ X 1.375	1.000 EA
HA7000A04	KEY RETAINER 0.625 DIA SHAFTS	1.000 EA
MG1000G27	PAINT- S9282E CHARCOAL GREY	0.014 GA
10XF0440S02	04-40 X 1/8 TYPE F HEX HD STAINLESS STIC	2.000 EA
HA3100A12	THRUBOLT 10-32 X 7.375	4.000 EA
LB1125C01	STD (STOCK) CARTON LABEL BALDOR WITH FLA	1.000 EA
LC0005E01	CONN.DIA./WARNING LABEL (LC0005/LB1119)	1.000 EA
NP1256L	ALUM, UL CSA CC, W/O THERMAL, LASER	1.000 EA
34PA1002	PACKING GROUP, BALDOR	1.000 EA



CD0005

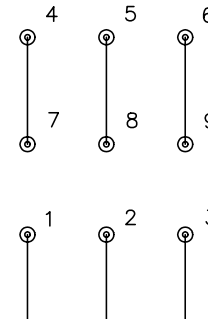


LOW VOLTAGE
(2Y)



LINE

HIGH VOLTAGE
(1Y)



LINE

NOTES:

1. INTERCHANGE ANY TWO LINE LEADS TO REVERSE ROTATION.
2. OPTIONAL THERMOSTATS ARE PROVIDED WHEN SPECIFIED.
3. ACTUAL NUMBER OF INTERNAL PARALLEL CIRCUITS MAY BE A MULTIPLE OF THOSE SHOWN ABOVE.
4. LEAD COLORS ARE OPTIONAL. LEADS MUST ALWAYS BE NUMBERED AS SHOWN.

REV. DESC: REVISE TO SHOW OPTIONAL COLORS			
REV. LTR: E	BY: JLP	REVISED: 01/19/99 10:15	TDR: 0171435
900000		FILE: AAA00005140	MDL: -
		MTL: -	

BALDOR ELECTRIC Co.

3PH, DV, 9 LEADS

CD0005