

# **BALDOR® • RELIANCE**

**Product Information Packet**

**ELECTRIC MOTOR WHOLESAL.COM**

**CM3108**

**.5HP,1725RPM,3PH,60HZ,56C,3416M,OPEN,F1**

Part Detail							
Revision:	P	Status:	PRD/A	Change #:		Proprietary:	No
Type:	AC	Prod. Type:	3416M	Elec. Spec:	34WG0872	CD Diagram:	
Enclosure:	OPEN	Mfg Plant:		Mech. Spec:	34F010	Layout:	
Frame:	56C	Mounting:	F1	Poles:	04	Created Date:	
Base:	RG	Rotation:	R	Insulation:	B	Eff. Date:	03-23-2011
Leads:	9#18	Literature:		Elec. Diagram:		Replaced By:	

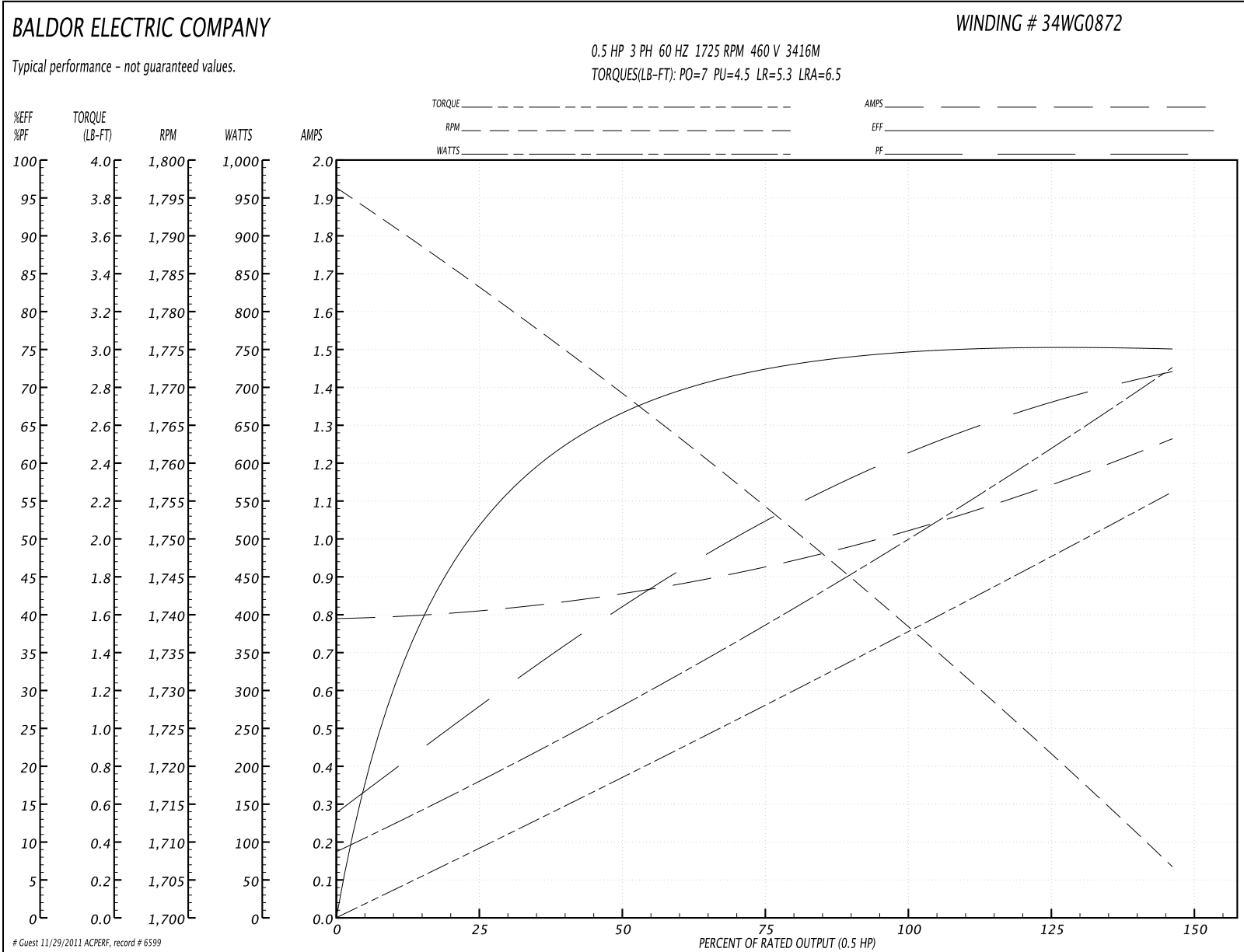
Nameplate NP1256L									
CAT.NO.	CM3108								
SPEC.	34F10-872								
HP	.5								
VOLTS	230/460								
AMP	2/1								
RPM	1725								
FRAME	56C	HZ			60	PH	3		
SER.F.	1.25	CODE			L	DES	B	CLASS	B
NEMA-NOM-EFF	74	PF			63				
RATING	40C AMB-CONT								
CC				USABLE AT 208V		2.5			
DE	6203	ODE			6203				
ENCL	OPEN	SN							
	SFA 2.4/1.2								

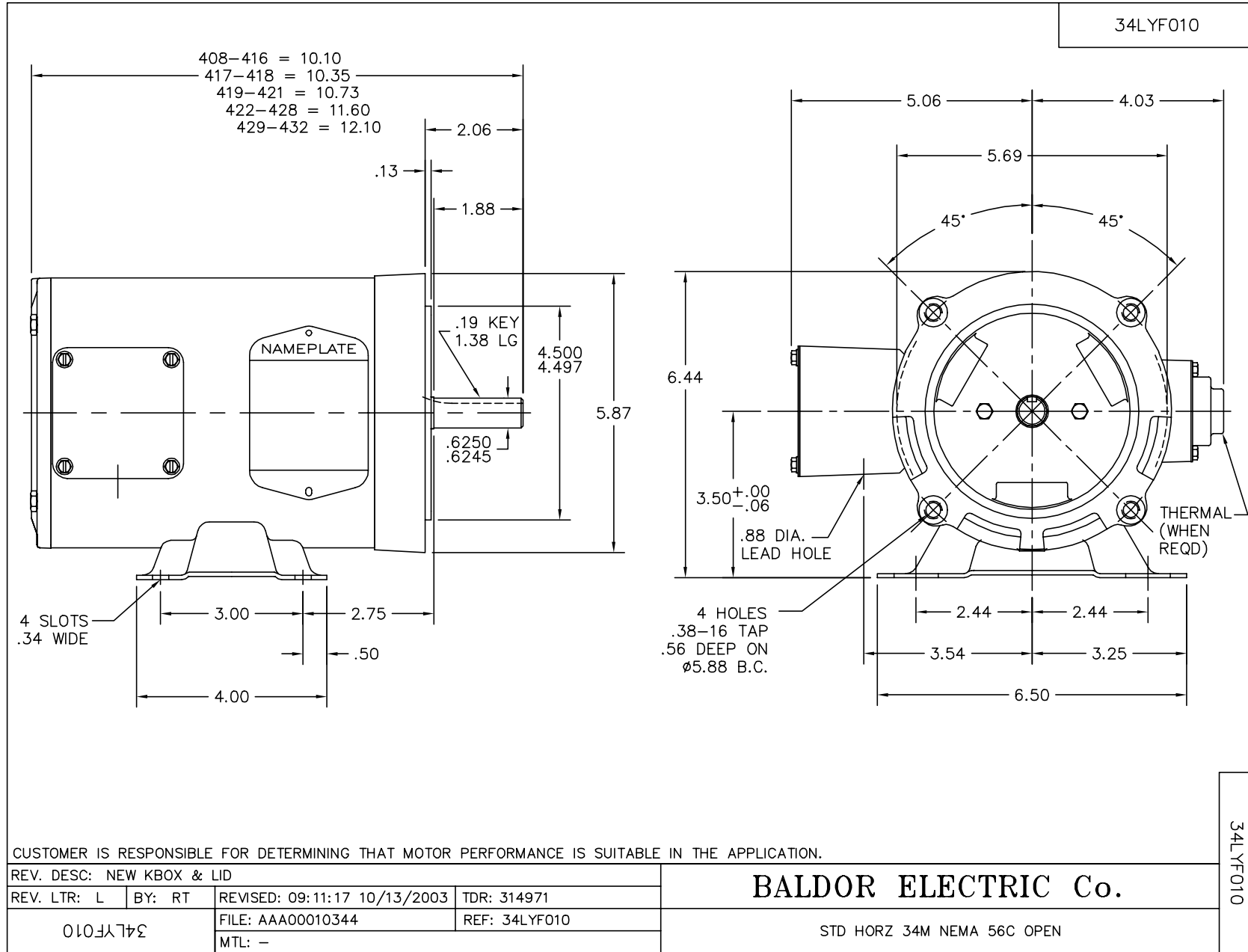
Parts List		
Part Number	Description	Quantity
SA007674	SA 34F10-872	1.000 EA
RA004061	RA 34F10-872	1.000 EA
NS2512A01	INSULATOR, CONDUIT BOX X	1.000 EA
34CB3002A	CB CAST W/.88 DIA HOLE	1.000 EA
51XB1016A07	10-16 X 7/16 HXWSSLD SERTYB	2.000 EA
11XW1032G06	10-32 X .38, TAPTITE II, HEX WSHR SLTD U	1.000 EA
34EP3210A01SP	FR ENDPLATE, MACH	1.000 EA
HW5100A03SP	WAVY WASHER (W1543-017)	1.000 EA
34EP3401A01SP	PU ENDPLATE, MACH	1.000 EA
34AD2000	BAFFLE PLATE, STAMPED	1.000 EA
51XT0632A06	6-32X3/8 TY23 HXWS SLDSR	4.000 EA
51XN1032A20	10-32 X 1 1/4 HX WS SL SR	2.000 EA
34CB4517	CB LID 4 MTG HOLES .22 DIA STAMPED, FOR	1.000 EA
51XW0832A07	8-32 X .44, TAPTITE II, HEX WSHR SLTD SE	4.000 EA
HW2501D13SP	KEY, 3/16 SQ X 1.375	1.000 EA
HA7000A04	KEY RETAINER 0.625 DIA SHAFTS	1.000 EA
MG1000G27	PAINT- S9282E CHARCOAL GREY	0.014 GA
10XF0440S02	04-40 X 1/8 TYPE F HEX HD STAINLESS STIC	2.000 EA
HA3100A12	THRUBOLT 10-32 X 7.375	4.000 EA
LB1125C01	STD (STOCK) CARTON LABEL BALDOR WITH FLA	1.000 EA
LC0005E01	CONN.DIA./WARNING LABEL (LC0005/LB1119)	1.000 EA
NP1256L	ALUM, UL CSA CC, W/O THERMAL, LASER	1.000 EA
34PA1002	PACKING GROUP, BALDOR	1.000 EA

**Performance Data at 460V, 60Hz, 0.5HP (Typical performance - Not guaranteed values)**

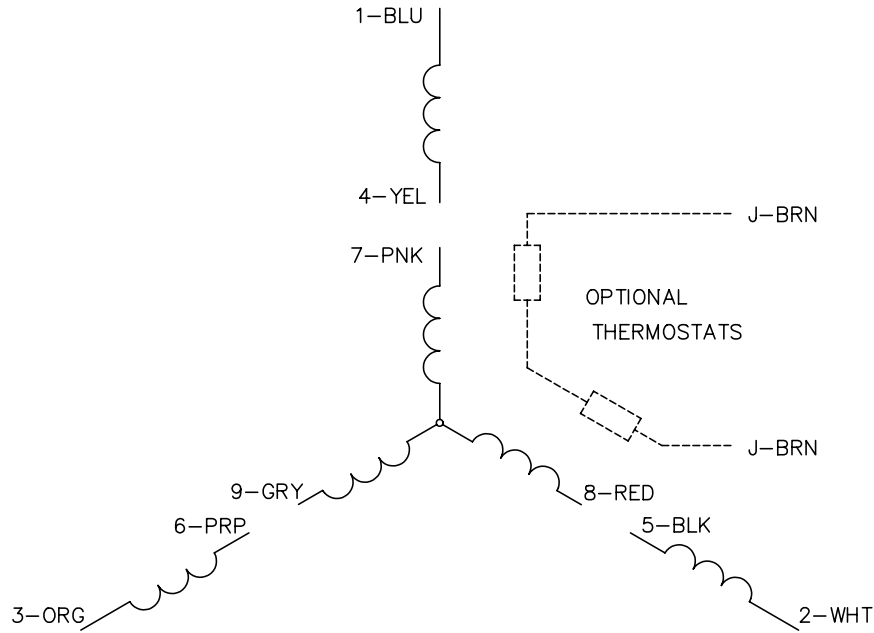
General Characteristics							
Full Load Torque:	1.5 LB-FT			Start Configuration:	DOL		
No-Load Current:	0.8 Amps			Break-Down Torque:	7.0 LB-FT		
Line-line Res. @ 25°C.:	32.0 Ohms A Ph / 0.0 Ohms B Ph			Pull-Up Torque:	4.5 LB-FT		
Temp. Rise @ Rated Load:	48 C			Locked-Rotor Torque:	5.3 LB-FT		
Temp. Rise @ S.F. Load:	57 C			Starting Current:	6.5 Amps		
Load Characteristics							
% of Rated Load	25	50	75	100	125	150	S.F.
Power Factor:	30.0	43.0	55.0	63.0	69.0	75.0	69.0
Efficiency:	53.2	66.4	72.5	74.6	75.3	75.1	75.3
Speed:	1782.0	1769.0	1754.0	1739.0	1724.0	1706.0	1724.0
Line Amperes:	0.8	0.85	0.92	1.03	1.15	1.25	1.15

Performance Graph at 460V, 60Hz, 0.5HP Typical performance - Not guaranteed values

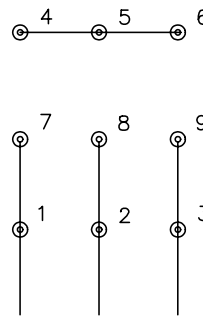




CD0005

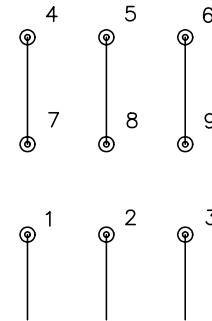


LOW VOLTAGE  
(2Y)



LINE

HIGH VOLTAGE  
(1Y)



LINE

NOTES:

1. INTERCHANGE ANY TWO LINE LEADS TO REVERSE ROTATION.
2. OPTIONAL THERMOSTATS ARE PROVIDED WHEN SPECIFIED.
3. ACTUAL NUMBER OF INTERNAL PARALLEL CIRCUITS MAY BE A MULTIPLE OF THOSE SHOWN ABOVE.
4. LEAD COLORS ARE OPTIONAL. LEADS MUST ALWAYS BE NUMBERED AS SHOWN.

REV. DESC: REVISE TO SHOW OPTIONAL COLORS

REV. LTR: E BY: JLP

REVISED: 01/19/99 10:15

TDR: 0171435

90000

FILE: AAA00005140

MDL: -

MTL: -

**BALDOR ELECTRIC Co.**

3PH, DV, 9 LEADS

CD0005