

# **BALDOR® • RELIANCE**

**Product Information Packet**

**ELECTRIC MOTOR WHOLESAL.COM**

**CM3155**

**2HP,3450RPM,3PH,60HZ,56C,3428M,OPEN,F1**

Part Detail							
Revision:	S	Status:	PRD/A	Change #:		Proprietary:	No
Type:	AC	Prod. Type:	3428M	Elec. Spec:	34WG0284	CD Diagram:	
Enclosure:	OPEN	Mfg Plant:		Mech. Spec:	34F010	Layout:	
Frame:	56C	Mounting:	F1	Poles:	02	Created Date:	
Base:	RG	Rotation:	R	Insulation:	B	Eff. Date:	08-19-2011
Leads:	9#18	Literature:		Elec. Diagram:		Replaced By:	

Nameplate NP1256L							
CAT.NO.	CM3155						
SPEC.	34F10-284						
HP	2						
VOLTS	208-230/460						
AMP	6.2-5.8/2.9						
RPM	3450						
FRAME	56C	HZ	60	PH	3		
SER.F.	1.15	CODE	H	DES	B	CLASS	B
NEMA-NOM-EFF	80	PF	80				
RATING	40C AMB-CONT						
CC		USABLE AT 208V	6.2				
DE	6203	ODE	6203				
ENCL	OPEN	SN					
	SFA 6.8-6.4/3.2						

Parts List		
Part Number	Description	Quantity
SA007673	SA 34F10-284	1.000 EA
RA004060	RA 34F10-284	1.000 EA
NS2512A01	INSULATOR, CONDUIT BOX X	1.000 EA
34CB3002A	CB CAST W/.88 DIA HOLE	1.000 EA
51XB1016A07	10-16 X 7/16 HXWSSLD SERTYB	2.000 EA
11XW1032G06	10-32 X .38, TAPTITE II, HEX WSHR SLTD U	1.000 EA
34EP3210A01SP	FR ENDPLATE, MACH	1.000 EA
HW5100A03SP	WAVY WASHER (W1543-017)	1.000 EA
34EP3401A01SP	PU ENDPLATE, MACH	1.000 EA
34AD2000	BAFFLE PLATE, STAMPED	1.000 EA
51XT0632A06	6-32X3/8 TY23 HXWS SLDSR	4.000 EA
51XN1032A20	10-32 X 1 1/4 HX WS SL SR	2.000 EA
34CB4517	CB LID 4 MTG HOLES .22 DIA STAMPED, FOR	1.000 EA
51XW0832A07	8-32 X .44, TAPTITE II, HEX WSHR SLTD SE	4.000 EA
HW2501D13SP	KEY, 3/16 SQ X 1.375	1.000 EA
HA7000A04	KEY RETAINER 0.625 DIA SHAFTS	1.000 EA
MG1000G27	PAINT- S9282E CHARCOAL GREY	0.014 GA
10XF0440S02	04-40 X 1/8 TYPE F HEX HD STAINLESS STIC	2.000 EA
HA3100A45	THRUBOLT 10-32 X 8.875	4.000 EA
LB1125C01	STD (STOCK) CARTON LABEL BALDOR WITH FLA	1.000 EA
LC0005E01	CONN.DIA./WARNING LABEL (LC0005/LB1119)	1.000 EA
NP1256L	ALUM, UL CSA CC, W/O THERMAL, LASER	1.000 EA
34PA1005	PACKING GROUP, BALDOR	1.000 EA

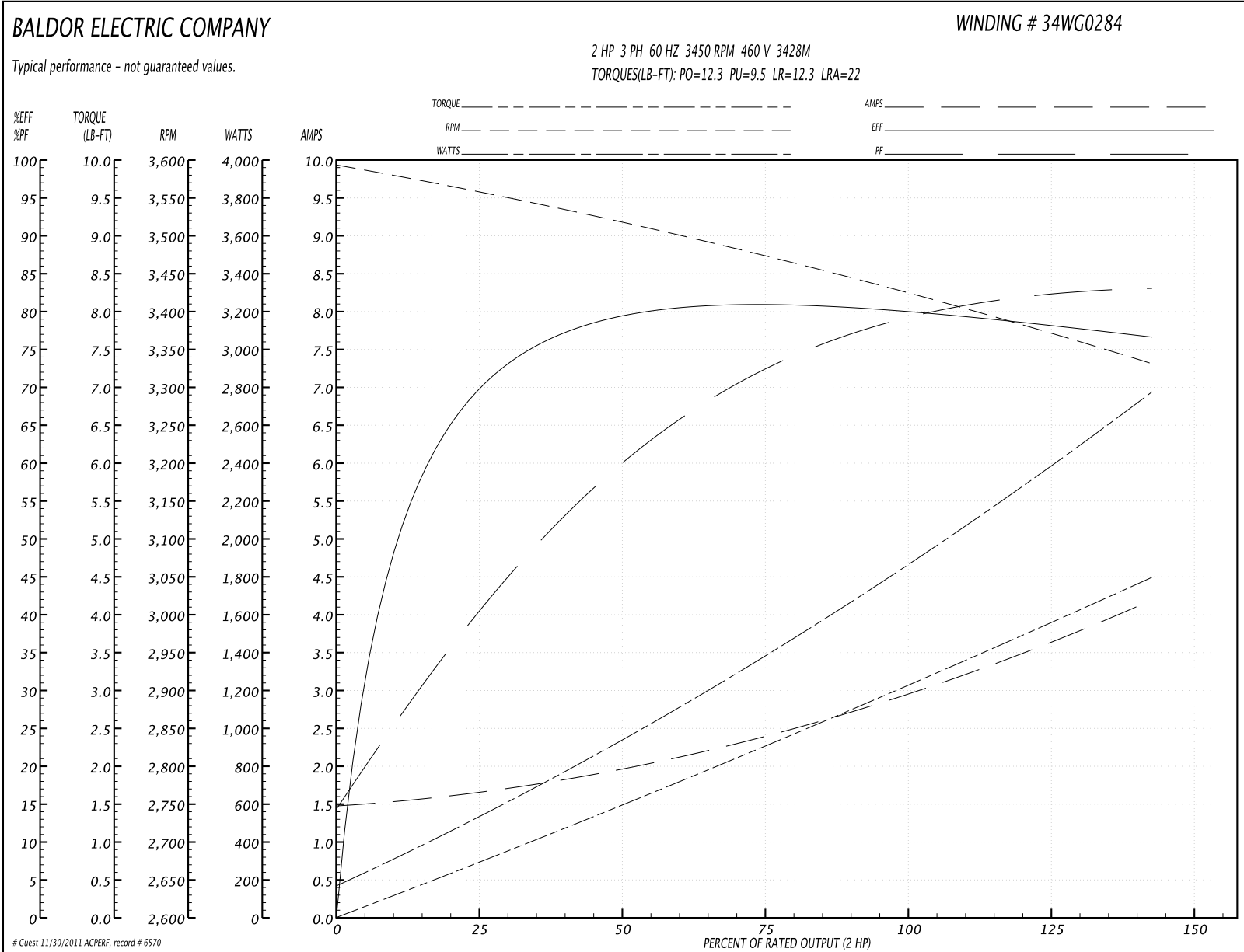
**Performance Data at 460V, 60Hz, 2.0HP (Typical performance - Not guaranteed values)**
**General Characteristics**

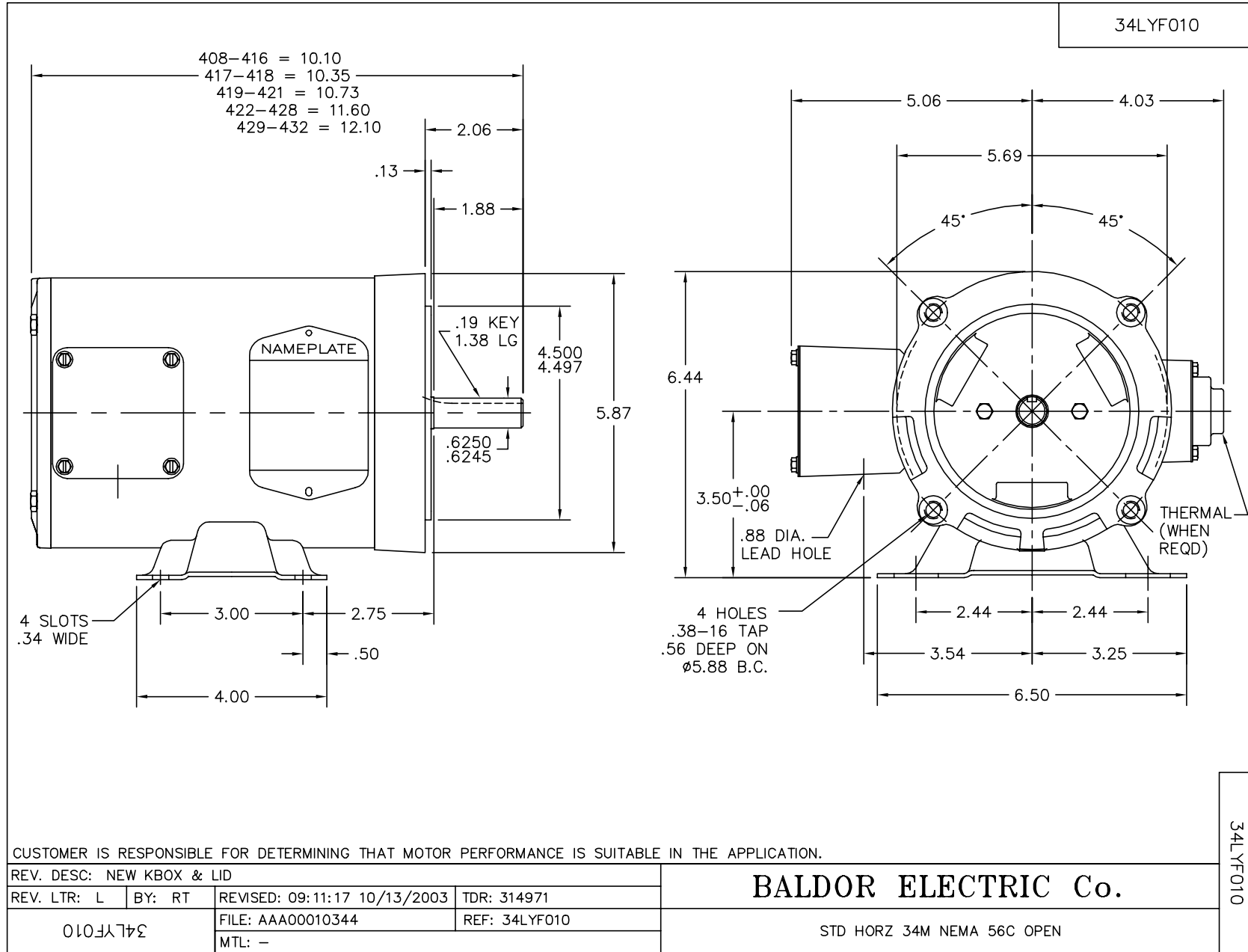
<b>Full Load Torque:</b>	3.0 LB-FT	<b>Start Configuration:</b>	DOL
<b>No-Load Current:</b>	1.5 Amps	<b>Break-Down Torque:</b>	12.3 LB-FT
<b>Line-line Res. @ 25°C.:</b>	7.89 Ohms A Ph / 0.0 Ohms B Ph	<b>Pull-Up Torque:</b>	9.5 LB-FT
<b>Temp. Rise @ Rated Load:</b>	44 C	<b>Locked-Rotor Torque:</b>	12.3 LB-FT
<b>Temp. Rise @ S.F. Load:</b>	53 C	<b>Starting Current:</b>	22.0 Amps

**Load Characteristics**

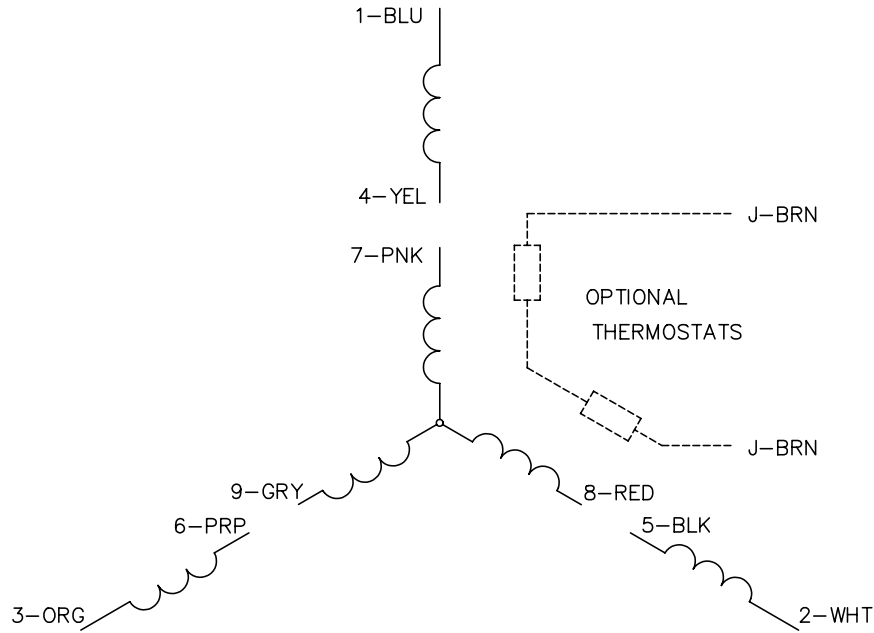
% of Rated Load	25	50	75	100	125	150	S.F.
<b>Power Factor:</b>	45.0	66.0	75.0	80.0	83.0	85.0	82.0
<b>Efficiency:</b>	70.0	79.3	80.7	80.3	78.7	76.5	79.3
<b>Speed:</b>	3557.0	3514.0	3474.0	3433.0	3382.0	3329.0	3402.0
<b>Line Amperes:</b>	1.6	2.0	2.4	2.9	3.5	4.2	3.26

Performance Graph at 460V, 60Hz, 2.0HP Typical performance - Not guaranteed values

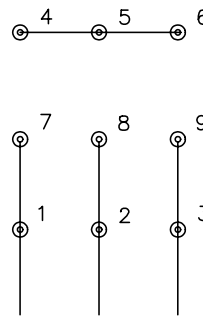




CD0005

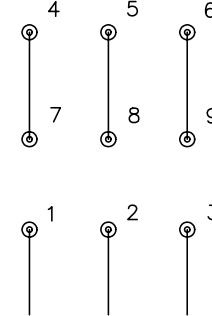


LOW VOLTAGE  
(2Y)



LINE

HIGH VOLTAGE  
(1Y)



LINE

NOTES:

1. INTERCHANGE ANY TWO LINE LEADS TO REVERSE ROTATION.
2. OPTIONAL THERMOSTATS ARE PROVIDED WHEN SPECIFIED.
3. ACTUAL NUMBER OF INTERNAL PARALLEL CIRCUITS MAY BE A MULTIPLE OF THOSE SHOWN ABOVE.
4. LEAD COLORS ARE OPTIONAL. LEADS MUST ALWAYS BE NUMBERED AS SHOWN.

REV. DESC: REVISE TO SHOW OPTIONAL COLORS			
REV. LTR: E	BY: JLP	REVISED: 01/19/99 10:15	TDR: 0171435
900000		FILE: AAA00005140	MDL: -
		MTL: -	

**BALDOR ELECTRIC Co.**

3PH, DV, 9 LEADS

CD0005