

BALDOR® • RELIANCE

Product Information Packet

ELECTRIC MOTOR WHOLESAL.COM

EM7172T

5//3HP,3475//2900RPM,3PH,60//50HZ,184T,0

Part Detail							
Revision:	A	Status:	PRD/A	Change #:		Proprietary:	No
Type:	AC	Prod. Type:	0624M	Elec. Spec:	06WGW957	CD Diagram:	
Enclosure:	XPFC	Mfg Plant:		Mech. Spec:	06J001	Layout:	
Frame:	184T	Mounting:	F1	Poles:	02	Created Date:	06-19-2010
Base:	RG	Rotation:	R	Insulation:	B	Eff. Date:	10-04-2010
Leads:	9#16	Literature:		Elec. Diagram:		Replaced By:	
Nameplate NP1426XP							
NO.				CC		010A	
SER.							
SPEC.	06J001W957G1						
CAT.NO.	EM7172T						
HP	5//3			T. CODE		T3C	
VOLTS	230/460//190/380						
AMPS	12.6/6.3//10.2/5.1						
RPM	3475//2900						
HZ	60//50			PH	3	CL	B
SER.F.	1.00			DES	A	CODE	K
RATING	40C AMB-CONT						
FRAME	184T			NEMA-NOM-EFF	88.5	PF	84
USABLE AT 208V	12.2						

Parts List		
Part Number	Description	Quantity
SA199290	SA 06J001W957G1	1.000 EA
RA186626	RA 06J001W957G1	1.000 EA
34FN3002B02	EXTERNAL FAN, PLASTIC, .905/.907 HUB W/	1.000 EA
HW3201A05	3/8-16 EYEBOLT	1.000 EA
07CB1000A02	CONDUIT BOX, MODEL 306,EXP. PROOF	1.000 EA
10XN2520A12	O1/4-20X 3/4 HEX HEAD CAP	4.000 EA
HW1001A25	LOCKWASHER 1/4, ZINC PLT .493 OD, .255 I	4.000 EA
WD1000B17	KPA-8C BURNDY TERMINAL	1.000 EA
51XN1032A06	10-32 X .38 HEX SLOTTED SERRATED WASHER	1.000 EA
06EP1706A01	SPECIAL FRONT ENDPLATE X06M - TEFC	1.000 EA
HW4500A19	1/4-28X1/4 SLOTTED PLUG F/S	2.000 EA
10XN3118K20	5/16-18 X 1 1/4 GRADE 5 STEEL ZC PLATED	4.000 EA
HW1001A31	LOCKWASHER 5/16, ZINC PLT.591 OD, .319 I	4.000 EA
HW5100A05	WVY WSHR F/205 & 304 BRGS	1.000 EA
36EP1701A07	PULLEY ENDPLATE 06X 206 BRG	1.000 EA
HW4500A19	1/4-28X1/4 SLOTTED PLUG F/S	2.000 EA
10XN3118K20	5/16-18 X 1 1/4 GRADE 5 STEEL ZC PLATED	4.000 EA
HW1001A31	LOCKWASHER 5/16, ZINC PLT.591 OD, .319 I	4.000 EA
51XB1214A16	12-14X1.00 HXWSSLD SERTYB	1.000 EA
06FH1003A01	FAN COVER, CAST X-PROOF--MACHINING	1.000 EA
51XN1032A14	10-32 X 0.875 HX WS SL SR	4.000 EA
07CB1500A01	CONDUIT BOX LID MACH	1.000 EA
10XN2520A16	1/4-20 X 1 HEX HEAD CAP SCR, ZINC PLATED	4.000 EA
HW1001A25	LOCKWASHER 1/4, ZINC PLT .493 OD, .255 I	4.000 EA

Parts List (continued)		
Part Number	Description	Quantity
HW2501E16	KEY, 1/4 SQ X 1.750	1.000 EA
HA7000A02	KEY RETAINER RING, 1 1/8 DIA, 1 3/8 DIA	1.000 EA
LB1081	LABEL CSA XPROOF	1.000 EA
LB1115	LABEL,LIFTING DEVICE	1.000 EA
85XU0407S04	4X1/4 U DRIVE PIN STAINLESS	6.000 EA
MJ1000A75	GREASE, POLYREX EM EXXON	0.050 LB
MG1025G29	PAINT 789.205 DARK GRAY METALLIC (USE W/	0.028 GA
MG1025Z20	ACTIVATOR WILKOFASST 060.32	0.010 GA
LB1119	WARNING LABEL	1.000 EA
LB1125C02	SUPER-E (STOCK CTN LABEL SUPER-E WITH FL	1.000 EA
LC0145B01	CONNECTION LABEL	1.000 EA
LB1357	ENERGY GUIDE LABEL (BOX LABEL)	1.000 SH
NP1426XP	UL/CSA, CLI GP-D,CLII GP-F&G,CC	1.000 EA
GOPA1000	PACKAGING GROUP	1.000 EA

Performance Data at 460V, 60Hz, 5.0HP (Typical performance - Not guaranteed values)
General Characteristics

Full Load Torque:	7.5 LB-FT	Start Configuration:	DOL
No-Load Current:	3.04 Amps	Break-Down Torque:	31.8 LB-FT
Line-line Res. @ 25°C.:	2.45 Ohms A Ph / 0.0 Ohms B Ph	Pull-Up Torque:	19.6 LB-FT
Temp. Rise @ Rated Load:	67 C	Locked-Rotor Torque:	20.2 LB-FT
Temp. Rise @ S.F. Load:	81 C	Starting Current:	51.7 Amps

Load Characteristics

% of Rated Load	25	50	75	100	125	150	S.F.
Power Factor:	42.0	64.0	77.0	84.0	87.0	89.0	0.0
Efficiency:	81.6	87.8	89.1	88.8	87.8	86.3	0.0
Speed:	3571.0	3543.0	3514.0	3481.0	3447.0	3407.0	0.0
Line Amperes:	3.34	4.11	5.1	6.26	7.67	9.13	0.0

Performance Graph at 460V, 60Hz, 5.0HP Typical performance - Not guaranteed values

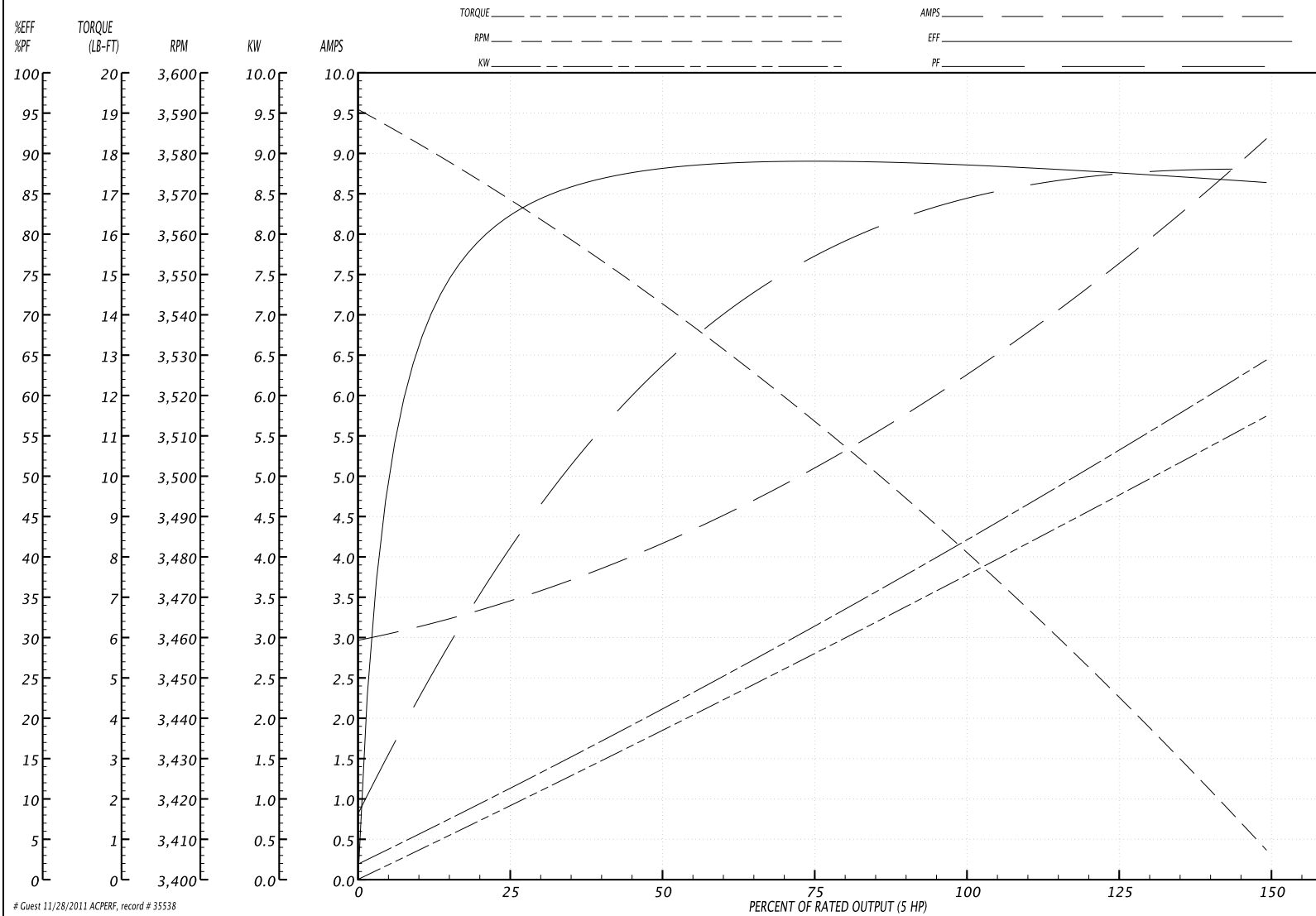
BALDOR ELECTRIC COMPANY

WINDING # 06WGW957

Typical performance - not guaranteed values.

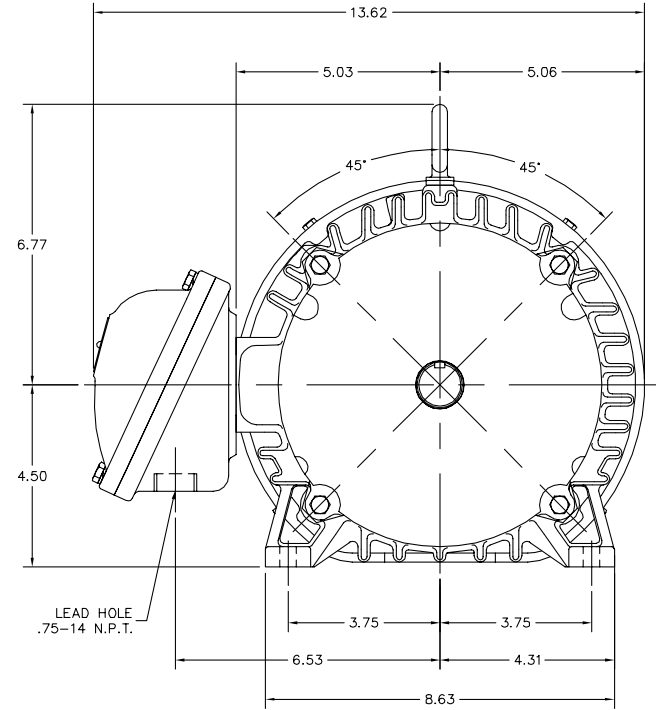
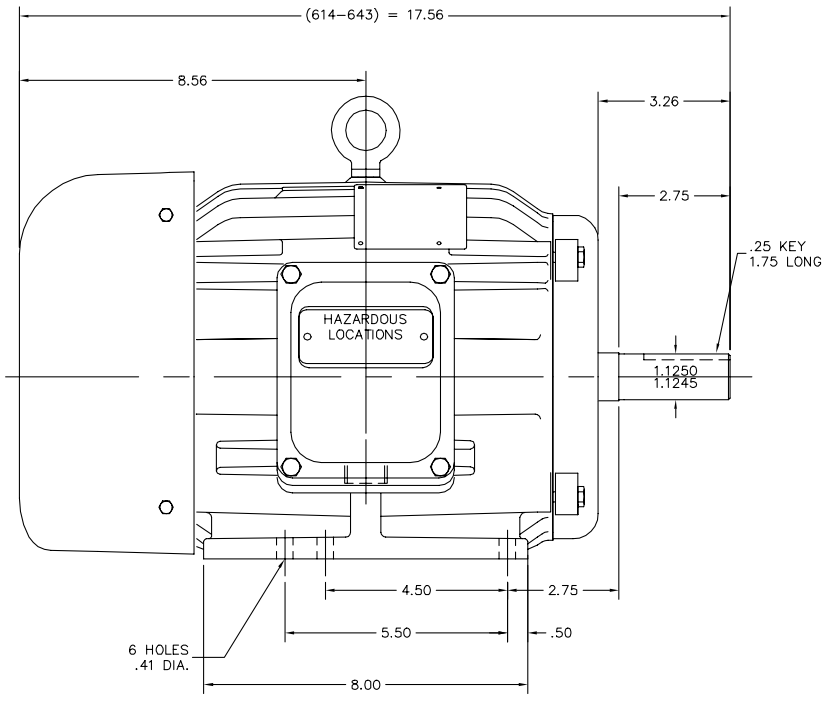
5 HP 3 PH 60 HZ 3481 RPM 460 V 0624M

TORQUES(LB-FT): PO=31.8 PU=19.6 LR=20.2 LRA=51.7



Guest 11/28/2011 ACPERF, record # 35538

06LYJ001



CUSTOMER IS RESPONSIBLE FOR DETERMINING THAT MOTOR PERFORMANCE IS SUITABLE IN THE APPLICATION.

REV. DESC: UPDATE TO INCLUDE 643 STACK		
REV. LTR: D	VERSION: 01	TDR: 000000460249
FILE: \AAA\00000\715	REVISED: 08:40:52 03/26/2008	BY: ENSTEKO
MTL: -		

BALDOR • DODGE • RELIANCE

STD HOR 182-4T XPFC 306M CL 1 GP D, CL 2 GP F & G

SH 1 of 1

06LYJ001

CD0005

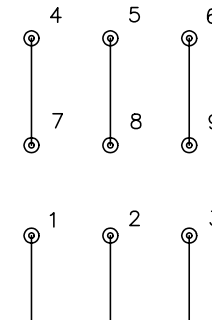


LOW VOLTAGE
(2Y)



LINE

HIGH VOLTAGE
(1Y)



LINE

NOTES:

1. INTERCHANGE ANY TWO LINE LEADS TO REVERSE ROTATION.
2. OPTIONAL THERMOSTATS ARE PROVIDED WHEN SPECIFIED.
3. ACTUAL NUMBER OF INTERNAL PARALLEL CIRCUITS MAY BE A MULTIPLE OF THOSE SHOWN ABOVE.
4. LEAD COLORS ARE OPTIONAL. LEADS MUST ALWAYS BE NUMBERED AS SHOWN.

REV. DESC: REVISE TO SHOW OPTIONAL COLORS

REV. LTR: E BY: JLP

REVISED: 01/19/99 10:15

TDR: 0171435

900000

FILE: AAA00005140

MDL: -

MTL: -

BALDOR ELECTRIC Co.

3PH, DV, 9 LEADS

CD0005