

BALDOR® • RELIANCE

Product Information Packet

ELECTRIC MOTOR WHOLESAL.COM

M2535T-8

30HP, 1760RPM, 3PH, 60HZ, 286T, 3952M, OPSB, F1

Part Detail							
Revision:	H	Status:	PRD/A	Change #:		Proprietary:	No
Type:	AC	Prod. Type:	3952M	Elec. Spec:	39WGX189	CD Diagram:	
Enclosure:	OPSB	Mfg Plant:		Mech. Spec:	39L31	Layout:	
Frame:	286T	Mounting:	F1	Poles:	04	Created Date:	
Base:	RG	Rotation:	R	Insulation:	B	Eff. Date:	04-13-2009
Leads:	6#8	Literature:		Elec. Diagram:		Replaced By:	

Nameplate NP1256L									
CAT.NO.	M2535T-8								
SPEC.	39L031X189								
HP	30								
VOLTS	200								
AMP	83								
RPM	1760								
FRAME	286T	HZ			60	PH	3		
SER.F.	1.15	CODE			H	DES	B	CLASS	B
NEMA-NOM-EFF	92.4	PF			84				
RATING	40C AMB-CONT								
CC	010A	USABLE AT 208V			82				
DE	6311	ODE			6208				
ENCL	OPSB	SN							

Parts List		
Part Number	Description	Quantity
SA064813	SA 39L031X189	1.000 EA
RA058959	RA 39L031X189	1.000 EA
HA6361A01	LIFTING LUG FOR 37, 39 & 40 FRAME (AUTOP	2.000 EA
09CB2800A03	ADAPTER MACH FOR 10CB3000	1.000 EA
84XN3118J08	5/16-18 X 1/2 SOC HD CAP SCREW	2.000 EA
HW1001A31	LOCKWASHER 5/16, ZINC PLT.591 OD, .319 I	2.000 EA
10CB3000SP	STD KO BOX MODEL 310,312,314 MTRS W/2.00	1.000 EA
HW1001A31	LOCKWASHER 5/16, ZINC PLT.591 OD, .319 I	4.000 EA
WD1000B16	KPA-4C BURNDY TERMINAL	1.000 EA
51XF2520A08	SCREW, HEX SER SLT HD, ZN 1/4-20 X .50 L	1.000 EA
39EP3200A01SP	FR/PU ENDPLATE, MACH	1.000 EA
HW5100A08	W3118-035 WVY WSHR (WB)	1.000 EA
39EP3202A01	ENDPLATE MACH	1.000 EA
XY3816A12	3/8-16 FINISHED NUT	8.000 EA
10CB3500SP	CONDUIT BOX LID, CAST	1.000 EA
51XW2520A12	.25-20 X .75, TAPTITE II, HEX WSHR SLTD	4.000 EA
HW2501H28	KEY, 1/2 SQ X 3.250	1.000 EA
LB1115	LABEL,LIFTING DEVICE	1.000 EA
LB5040	INSTRUCTION TAG, AC & DC	1.000 EA
19XW3118A12	.31-18 X .75 HEX WASHER HEAD TAPTITE II	4.000 EA
HA4051A00	PLASTIC CAP FOR GREASE FITTING	1.000 EA
HW4500A03	GREASE FITTING, .125 NPT 1610(ALEMITE) 8	1.000 EA
HW4500A20	1/8NPT SL PIPE PLUG	1.000 EA
MJ1000A75	GREASE, POLYREX EM EXXON	0.030 LB

Parts List (continued)		
Part Number	Description	Quantity
HA4051A00	PLASTIC CAP FOR GREASE FITTING	1.000 EA
HW4500A03	GREASE FITTING, .125 NPT 1610(ALEMITE) 8	1.000 EA
HW4500A20	1/8NPT SL PIPE PLUG	1.000 EA
MG1000G27	PAINT- S9282E CHARCOAL GREY	0.050 GA
85XU0407A04	#4-7 X 1/4 DRIVE PIN	2.000 EA
39AD2002A01	BAFFLE PLATE 39 OPEN, SLOTTED BAND MTRS	1.000 EA
39AD2002A01	BAFFLE PLATE 39 OPEN, SLOTTED BAND MTRS	1.000 EA
HA3154A04	THRUBOLT STUD 3/8-16 X 18.750	4.000 EA
LB1119	WARNING LABEL	1.000 EA
LB1125C01	STD (STOCK) CARTON LABEL BALDOR WITH FLA	4.000 EA
LC0695	CONNECTION LABEL	1.000 EA
NP1256L	ALUM, UL CSA CC, W/O THERMAL, LASER	1.000 EA
40PA1000	PACKAGING GROUP	1.000 EA

Accessories		
Part Number	Description	Multiplier
39-1403	C FACE KIT	A8

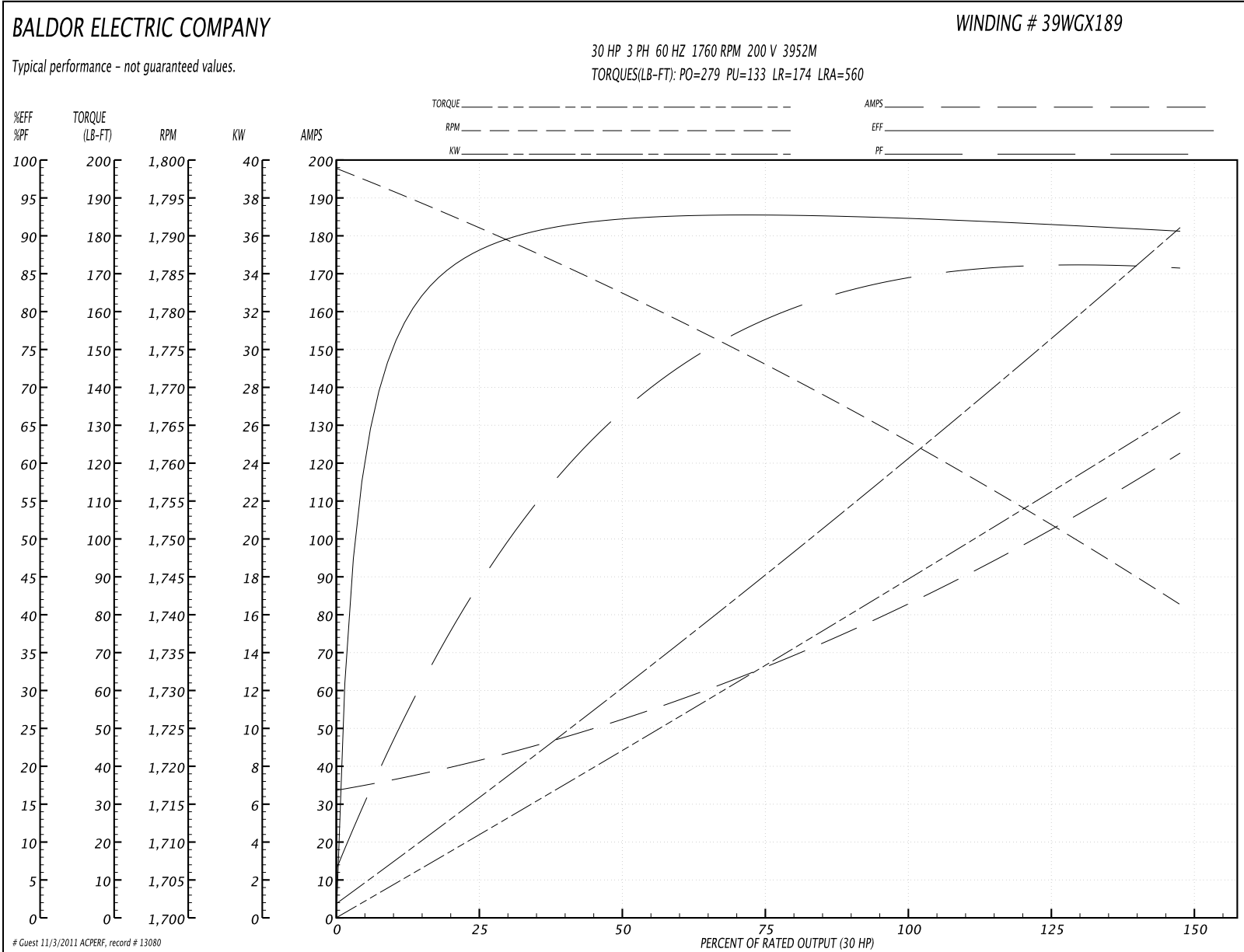
Performance Data at 200V, 60Hz, 30.0HP (Typical performance - Not guaranteed values)
General Characteristics

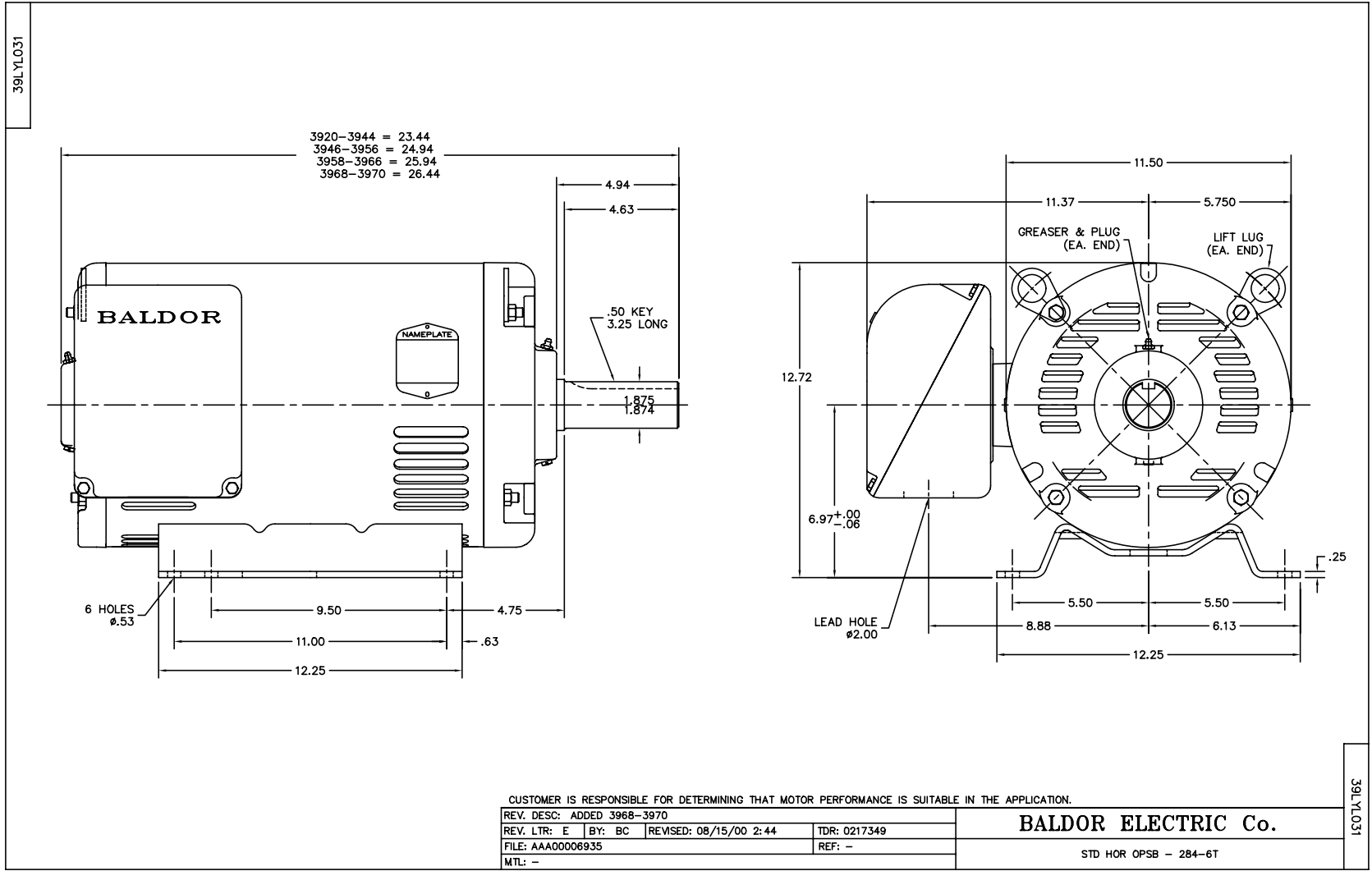
Full Load Torque:	89.0 LB-FT	Start Configuration:	DOL
No-Load Current:	34.8 Amps	Break-Down Torque:	279.0 LB-FT
Line-line Res. @ 25°C.:	0.0537 Ohms A Ph / 0.0 Ohms B Ph	Pull-Up Torque:	133.0 LB-FT
Temp. Rise @ Rated Load:	54 C	Locked-Rotor Torque:	174.0 LB-FT
Temp. Rise @ S.F. Load:	65 C	Starting Current:	560.0 Amps

Load Characteristics

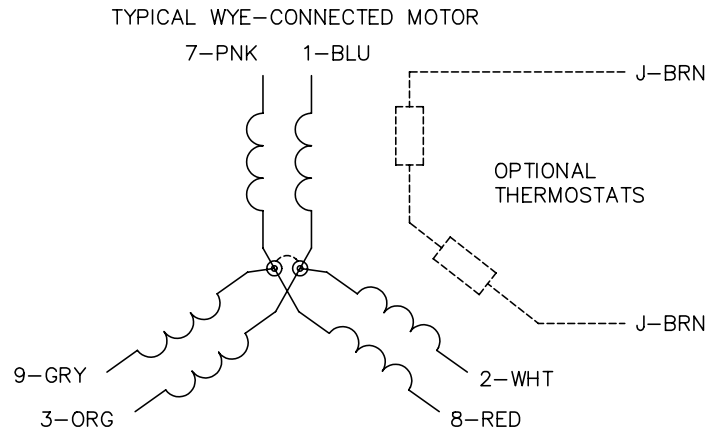
% of Rated Load	25	50	75	100	125	150	S.F.
Power Factor:	46.0	68.0	78.0	84.0	86.0	86.0	85.0
Efficiency:	87.9	92.0	92.7	92.4	91.7	90.5	92.0
Speed:	1791.0	1782.0	1773.0	1763.0	1753.0	1741.0	1757.0
Line Amperes:	40.0	52.0	67.0	83.0	102.0	122.0	94.4

Performance Graph at 200V, 60Hz, 30.0HP Typical performance - Not guaranteed values

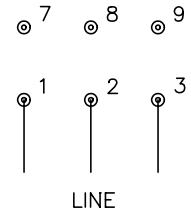




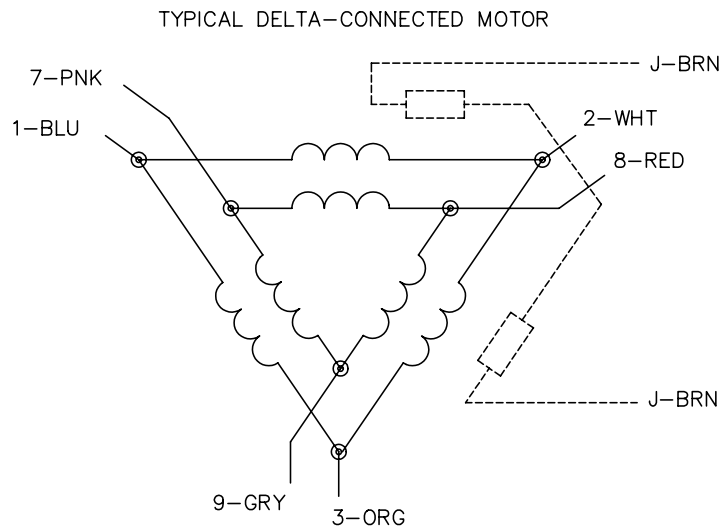
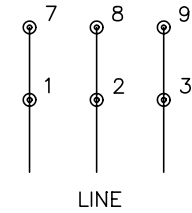
CD0695



START CONNECTION



RUN CONNECTION



NOTES:

1. MOTOR MAY BE WYE CONNECTED OR DELTA CONNECTED.
2. INTERCHANGE ANY TWO LINE LEADS TO REVERSE ROTATION.
3. OPTIONAL THERMOSTATS ARE PROVIDED WHEN SPECIFIED.
4. ACTUAL NUMBER OF INTERNAL PARALLEL CIRCUITS MAY VARY.
5. LEAD COLORS ARE OPTIONAL. LEADS MUST ALWAYS BE NUMBERED AS SHOWN.

REV. DESC: REVISE TO SHOW OPTIONAL COLORS			
REV. LTR: C	BY: JLP	REVISED: 01/21/99 3:19	TDR: 0171435
9690D0		FILE: AAA00005151	MDL: -
		MTL: -	

BALDOR ELECTRIC Co.

3PH, SV, 6 LEADS, PART WINDING START

CD0695