

BALDOR® • RELIANCE

Product Information Packet

ELECTRIC MOTOR WHOLESAL.COM

M2542T-8

50HP,3520RPM,3PH,60HZ,324TS,4044M,OPSB,F

Part Detail							
Revision:	-	Status:	PRD/A	Change #:		Proprietary:	No
Type:	AC	Prod. Type:	4044M	Elec. Spec:	40WGX183	CD Diagram:	
Enclosure:	OPSB	Mfg Plant:		Mech. Spec:	40H07	Layout:	
Frame:	324TS	Mounting:	F1	Poles:	02	Created Date:	05-10-2010
Base:	RG	Rotation:	R	Insulation:	B	Eff. Date:	05-14-2010
Leads:	6#2	Literature:		Elec. Diagram:		Replaced By:	

Nameplate NP1256L

CAT.NO.	M2542T-8						
SPEC.	40H007X183H2						
HP	50						
VOLTS	200						
AMP	134						
RPM	3520						
FRAME	324TS	HZ	60	PH	3		
SER.F.	1.15	CODE	G	DES	B	CLASS	B
NEMA-NOM-EFF	92.4	PF	87				
RATING	40C AMB-CONT						
CC	010A	USABLE AT 208V	130				
DE	6312	ODE	6309				
ENCL	OPSB	SN					

Parts List		
Part Number	Description	Quantity
SA194633	SA 40H007X183H2	1.000 EA
RA182219	RA 40H007X183H2	1.000 EA
S/P101-000-004	EPACT PROC-CL, 280FR & UP,LARGE BOX,POLY	1.000 EA
HA6361A01	LIFTING LUG FOR 37, 39 & 40 FRAME (AUTOP	2.000 EA
HA6017A01	CAST ADAPTOR	1.000 EA
19XW3118A12	.31-18 X .75 HEX WASHER HEAD TAPTITE II	2.000 EA
HW1001A31	LOCKWASHER 5/16, ZINC PLT.591 OD, .319 I	2.000 EA
10CB3001	CONDUIT BOX CAST W/2.500 LEAD HOLE	1.000 EA
19XW3118A12	.31-18 X .75 HEX WASHER HEAD TAPTITE II	4.000 EA
HW1001A31	LOCKWASHER 5/16, ZINC PLT.591 OD, .319 I	4.000 EA
WD1000B16	KPA-4C BURNDY TERMINAL	1.000 EA
51XF2520A08	SCREW, HEX SER SLT HD, ZN 1/4-20 X .50 L	1.000 EA
40EP3200A02	STD FREP OPEN 309 BRG	1.000 EA
HA4051A00	PLASTIC CAP FOR GREASE FITTING	1.000 EA
HW5100A11	W3917-042 WVY WSHR (WB)	1.000 EA
40EP3201A01	PU ENDPLATE, MACH - OPEN - FOR 312 BRG	1.000 EA
HA4051A00	PLASTIC CAP FOR GREASE FITTING	1.000 EA
XY3816A12	3/8-16 FINISHED NUT	8.000 EA
10CB3500SP	CONDUIT BOX LID, CAST	1.000 EA
51XW2520A12	.25-20 X .75, TAPTITE II, HEX WSHR SLTD	4.000 EA
HW2501H18	KEY, 1/2 SQ X 2.000	1.000 EA
LB1115	LABEL,LIFTING DEVICE	1.000 EA
HA4051A00	PLASTIC CAP FOR GREASE FITTING	1.000 EA
HW4500A03	GREASE FITTING, .125 NPT 1610(ALEMITE) 8	1.000 EA

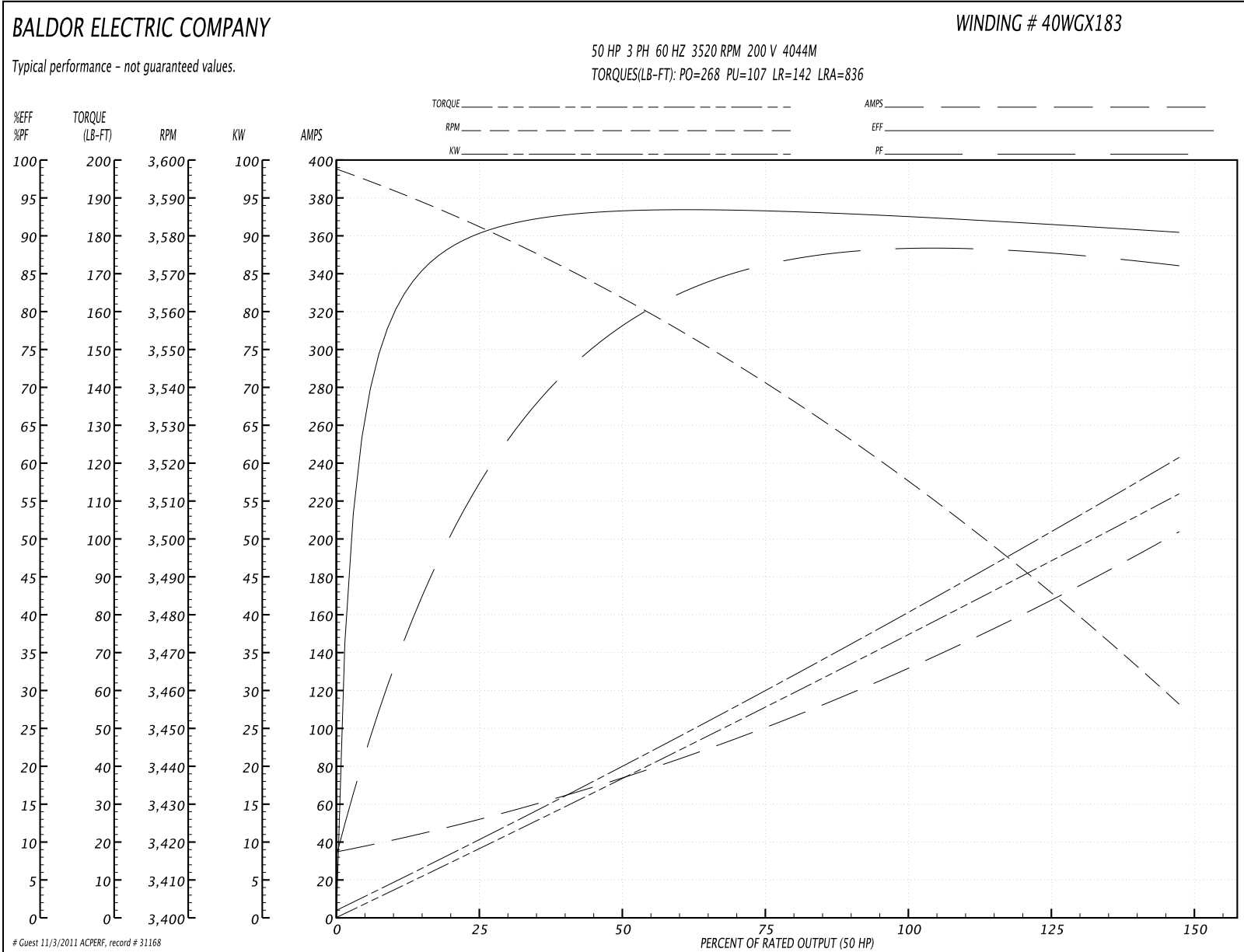
Parts List (continued)		
Part Number	Description	Quantity
HW4500A20	1/8NPT SL PIPE PLUG	1.000 EA
MJ1000A75	GREASE, POLYREX EM EXXON	0.050 LB
HW4500A03	GREASE FITTING, .125 NPT 1610(ALEMITE) 8	1.000 EA
HW4500A20	1/8NPT SL PIPE PLUG	1.000 EA
HA4051A00	PLASTIC CAP FOR GREASE FITTING	1.000 EA
HA3154A04	THRUBOLT STUD 3/8-16 X 18.750	4.000 EA
MG1000G27	PAINT- S9282E CHARCOAL GREY	0.070 GA
85XU0407A04	#4-7 X 1/4 DRIVE PIN	2.000 EA
40AD2002C01	LEXAN BAFFLE 40 FR OPEN	1.000 EA
40AD2002C01	LEXAN BAFFLE 40 FR OPEN	1.000 EA
LB1119	WARNING LABEL	1.000 EA
LB1125C04	STD-E (STOCK CTN LABEL STD-E WITH FLAG)	4.000 EA
LC0695	CONNECTION LABEL	1.000 EA
NP1256L	ALUM, UL CSA CC, W/O THERMAL, LASER	1.000 EA
40PA1000	PACKAGING GROUP	1.000 EA

Accessories		
Part Number	Description	Multiplier
40-1401	C FACE KIT 40/324-6UC TC 6312 BRG	A8

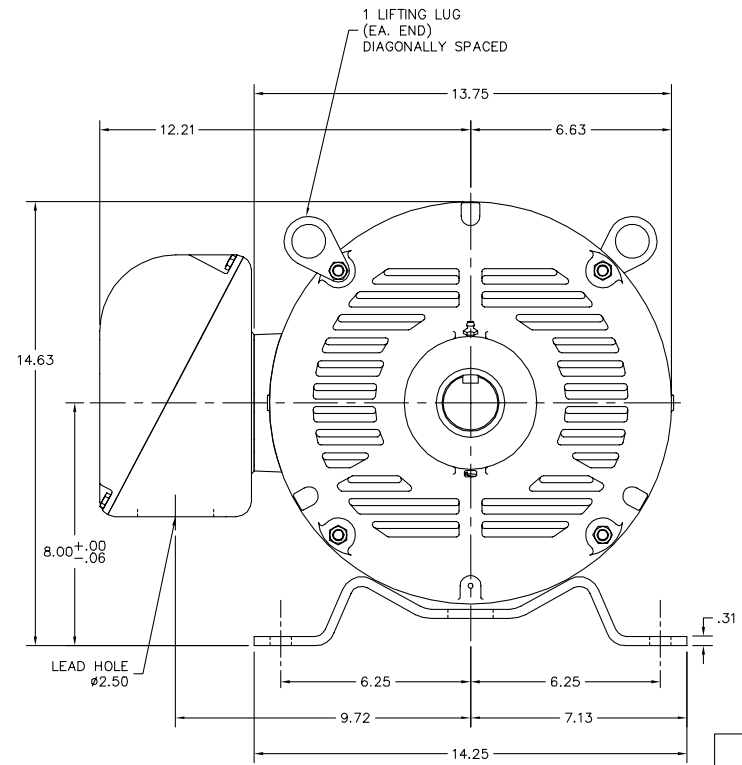
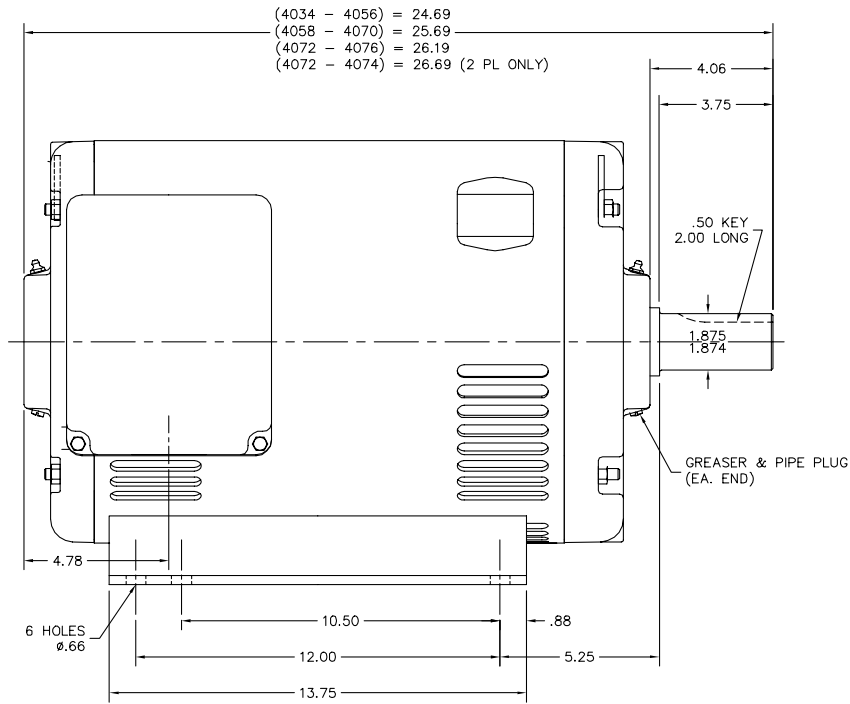
Performance Data at 200V, 60Hz, 50.0HP (Typical performance - Not guaranteed values)

General Characteristics							
Full Load Torque:	74.7 LB-FT			Start Configuration:	DOL		
No-Load Current:	36.9 Amps			Break-Down Torque:	268.0 LB-FT		
Line-line Res. @ 25°C.:	0.0287 Ohms A Ph / 0.0 Ohms B Ph			Pull-Up Torque:	107.0 LB-FT		
Temp. Rise @ Rated Load:	53 C			Locked-Rotor Torque:	142.0 LB-FT		
Temp. Rise @ S.F. Load:	65 C			Starting Current:	836.0 Amps		
Load Characteristics							
% of Rated Load	25	50	75	100	125	150	S.F.
Power Factor:	62.0	80.0	86.0	87.0	88.0	86.0	88.0
Efficiency:	89.9	93.1	93.3	92.6	91.7	90.4	92.1
Speed:	3581.0	3561.0	3541.0	3517.0	3488.0	3455.0	3500.0
Line Amperes:	49.2	73.6	102.0	134.0	166.0	203.0	153.0

Performance Graph at 200V, 60Hz, 50.0HP Typical performance - Not guaranteed values



40LYH007



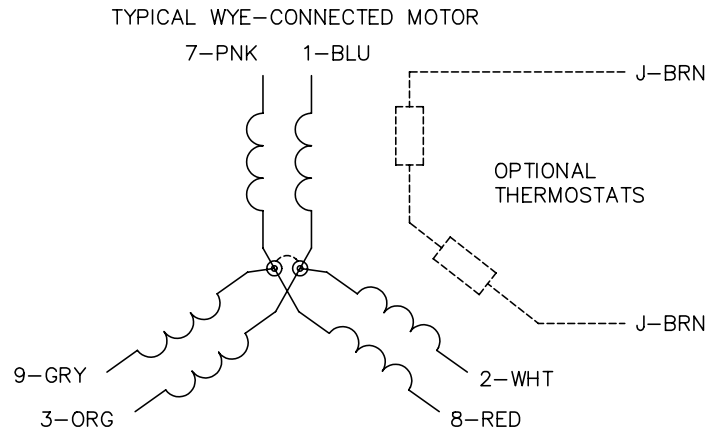
40LYH007

CUSTOMER IS RESPONSIBLE FOR DETERMINING THAT BALDOR'S PRODUCT WILL PERFORM SUITABLY IN THE INTENDED APPLICATION.

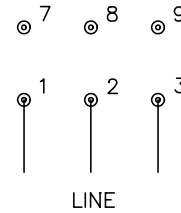
REV. DESC: REVISED TO SHOW PURCHASE BAND CHG	VERSION: 05	TDR: 000000508571
REV. LTR: L	REVISD: 10:15:34 08/14/2009	BY: ENGAMG0
FILE: \AAA\00008\628		
MTL: -		

BALDOR • DODGE • RELIANCE
 STD HORZ OPSB 324-6TS
 SH 1 of 1

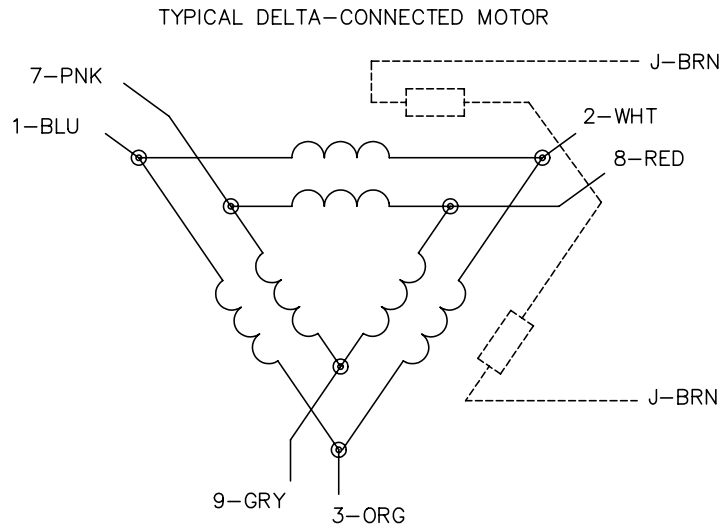
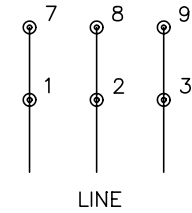
CD0695



START CONNECTION



RUN CONNECTION



NOTES:

1. MOTOR MAY BE WYE CONNECTED OR DELTA CONNECTED.
2. INTERCHANGE ANY TWO LINE LEADS TO REVERSE ROTATION.
3. OPTIONAL THERMOSTATS ARE PROVIDED WHEN SPECIFIED.
4. ACTUAL NUMBER OF INTERNAL PARALLEL CIRCUITS MAY VARY.
5. LEAD COLORS ARE OPTIONAL. LEADS MUST ALWAYS BE NUMBERED AS SHOWN.

REV. DESC: REVISE TO SHOW OPTIONAL COLORS			
REV. LTR: C	BY: JLP	REVISED: 01/21/99 3:19	TDR: 0171435
9690D0		FILE: AAA00005151	MDL: -
		MTL: -	

BALDOR ELECTRIC Co.

3PH, SV, 6 LEADS, PART WINDING START

CD0695