

BALDOR® • RELIANCE

Product Information Packet

ELECTRIC MOTOR WHOLESAL.COM

M3112A

.75HP,1725RPM,3PH,60HZ,56,3420M,OPEN,F1

Part Detail							
Revision:	M	Status:	PRD/A	Change #:		Proprietary:	No
Type:	AC	Prod. Type:	3420M	Elec. Spec:	34WG2100	CD Diagram:	
Enclosure:	OPEN	Mfg Plant:		Mech. Spec:	34-1238	Layout:	
Frame:	56	Mounting:	F1	Poles:	04	Created Date:	
Base:	RG	Rotation:	R	Insulation:	B	Eff. Date:	03-24-2011
Leads:	12#18	Literature:		Elec. Diagram:		Replaced By:	

Nameplate NP1257L

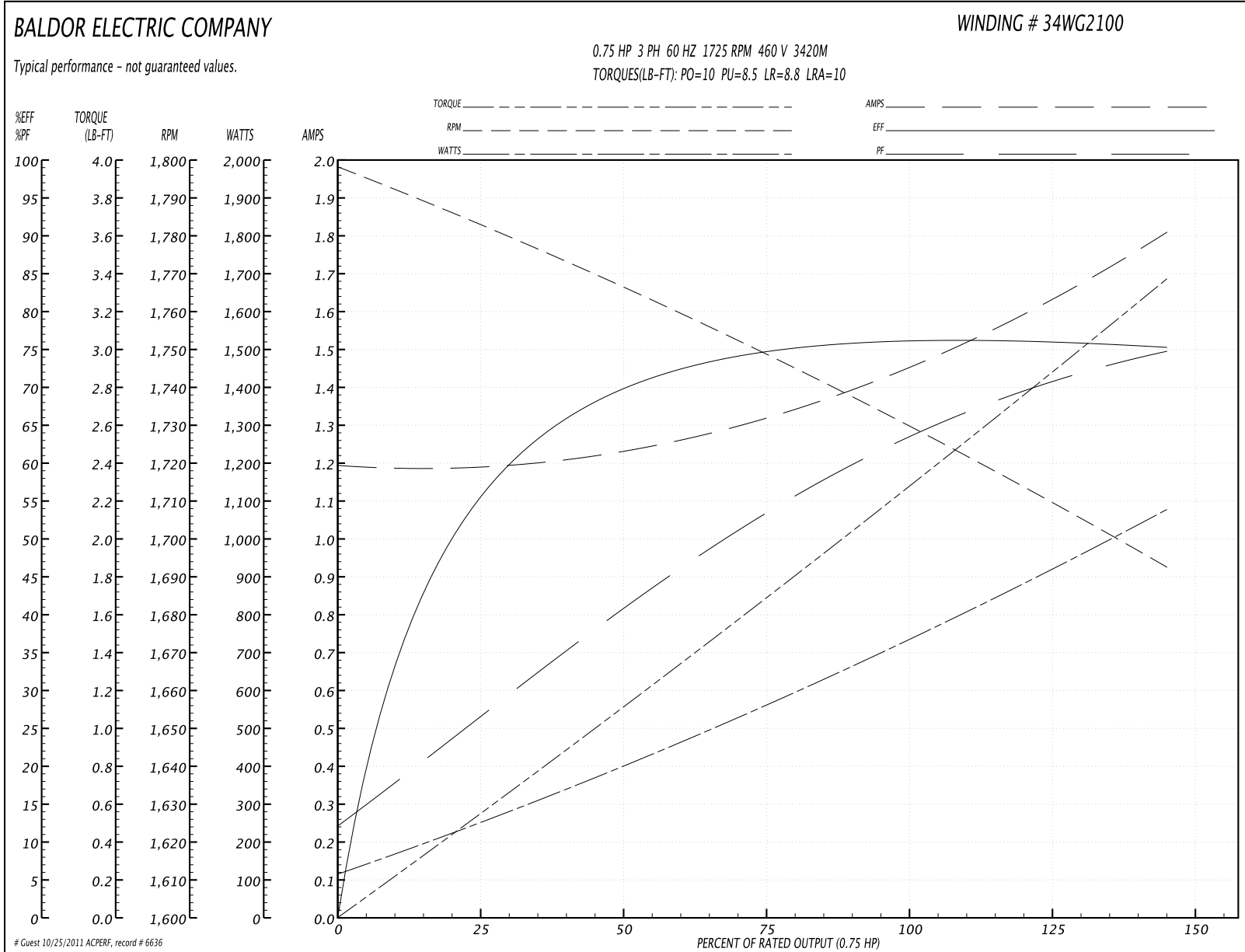
CAT.NO.	M3112A						
SPEC.	34-1238-2100						
HP	.75						
VOLTS	230/460						
AMP	3/1.5						
RPM	1725						
FRAME	56	HZ	60	PH	3		
SER.F.	1.25	CODE	K	DES	B	CL	B
NEMA-NOM-EFF	74	PF	60				
RATING	40C AMB-CONT						
CC		USABLE AT 208V	3.6				
DE	6203	ODE	6203				
ENCL	OPEN	SN					
	SFA 3.4/1.7						

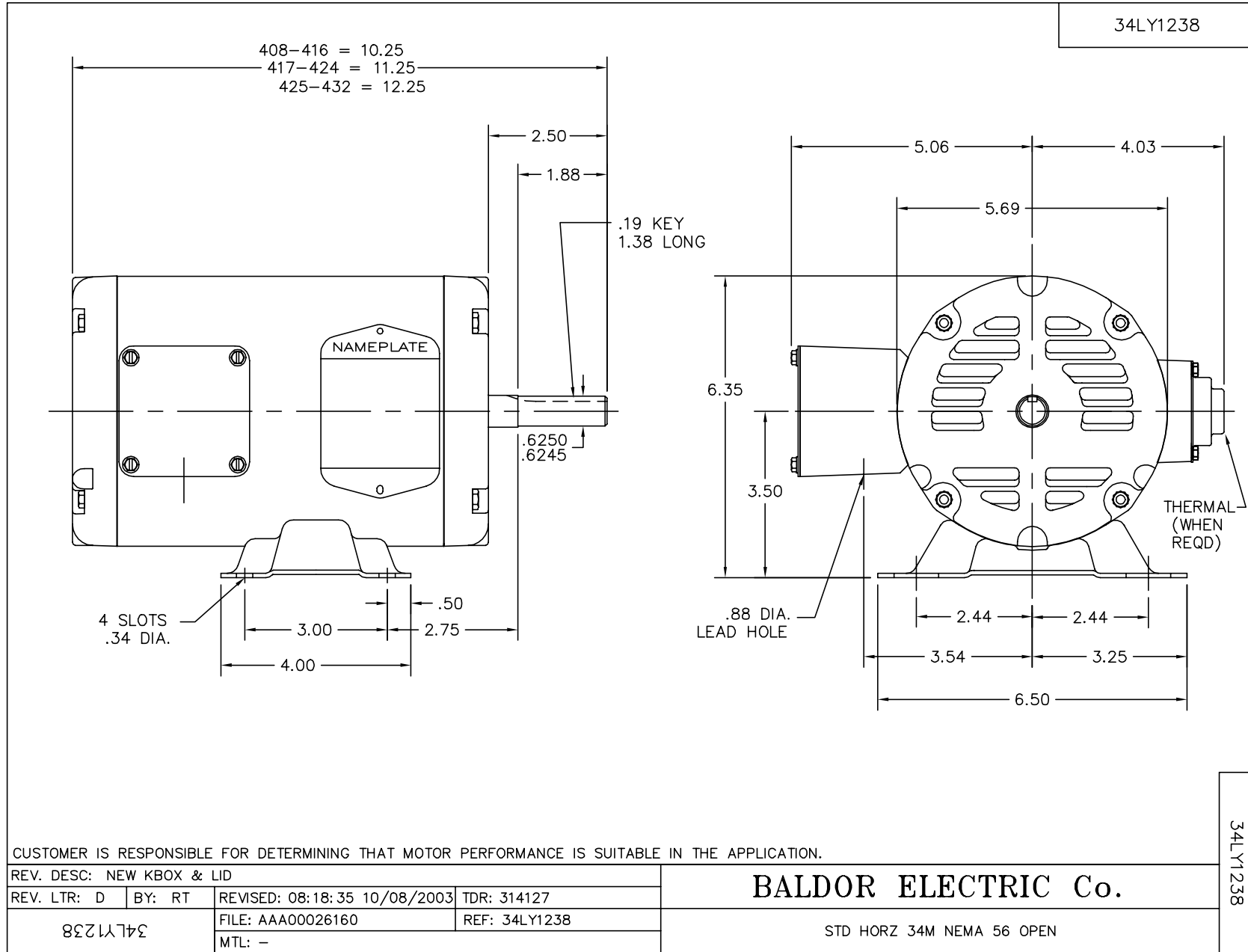
Parts List		
Part Number	Description	Quantity
SA008677	SA 34-1238-2100	1.000 EA
RA005124	RA 34-1238-2100	1.000 EA
NS2512A01	INSULATOR, CONDUIT BOX X	1.000 EA
34CB3002A	CB CAST W/.88 DIA HOLE	1.000 EA
51XB1016A07	10-16 X 7/16 HXWSSLD SERTYB	2.000 EA
11XW1032G06	10-32 X .38, TAPTITE II, HEX WSHR SLTD U	1.000 EA
34EP3200A01SP	FR ENDPLATE, MACH	1.000 EA
HW5100A03SP	WAVY WASHER (W1543-017)	1.000 EA
34EP3200A02SP	FR/PU ENDPLATE, MACH	1.000 EA
XY1032A02	10-32 HEX NUT DIRECTIONAL SERRATION	4.000 EA
34CB4517	CB LID 4 MTG HOLES .22 DIA STAMPED, FOR	1.000 EA
51XW0832A07	8-32 X .44, TAPTITE II, HEX WSHR SLTD SE	4.000 EA
HW2501D13SP	KEY, 3/16 SQ X 1.375	1.000 EA
HA7000A04	KEY RETAINER 0.625 DIA SHAFTS	1.000 EA
MG1000G27	PAINT- S9282E CHARCOAL GREY 55 GALLONS	0.014 GA
10XF0440S02	04-40 X 1/8 TYPE F HEX HD STAINLESS STIC	2.000 EA
HA3100A15	THRUBOLT 10-32 X 8.375	4.000 EA
LB1125C01	STD (STOCK) CARTON LABEL BALDOR WITH FLA	1.000 EA
LB1118	LABEL,WARNING (ROLL LABEL)	1.000 EA
LC0007	CONN.DIAGRAM (3PHASE W/THERMAL)	1.000 EA
NP1257L	ALUM, UL CSA CC, W/THERMAL, LASER	1.000 EA
34PA1002	PACKING GROUP, BALDOR	1.000 EA

Performance Data at 460V, 60Hz, 0.75HP (Typical performance - Not guaranteed values)

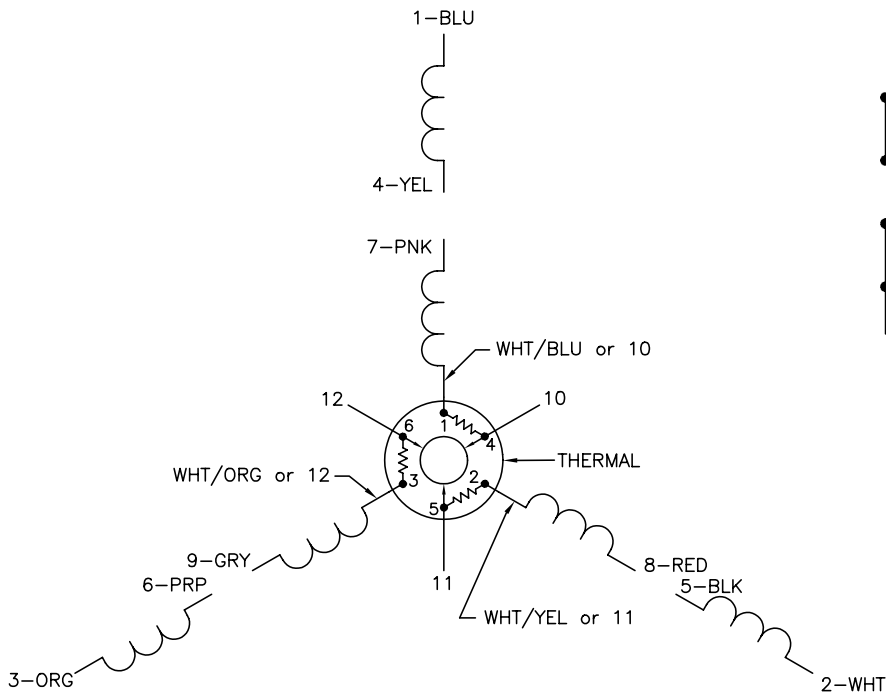
General Characteristics							
Full Load Torque:	2.25 LB-FT			Start Configuration:	DOL		
No-Load Current:	1.2 Amps			Break-Down Torque:	10.0 LB-FT		
Line-line Res. @ 25°C.:	17.68 Ohms A Ph / 0.0 Ohms B Ph			Pull-Up Torque:	8.5 LB-FT		
Temp. Rise @ Rated Load:	48 C			Locked-Rotor Torque:	8.8 LB-FT		
Temp. Rise @ S.F. Load:	59 C			Starting Current:	10.0 Amps		
Load Characteristics							
% of Rated Load	25	50	75	100	125	150	S.F.
Power Factor:	28.0	42.0	55.0	64.0	71.0	76.0	71.0
Efficiency:	56.1	69.7	74.7	76.2	76.1	75.2	76.1
Speed:	1783.0	1766.0	1749.0	1731.0	1711.0	1693.0	1711.0
Line Amperes:	1.2	1.2	1.3	1.5	1.6	1.8	1.6

Performance Graph at 460V, 60Hz, 0.75HP Typical performance - Not guaranteed values

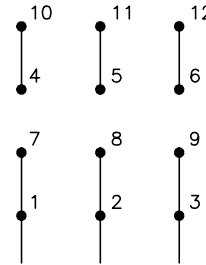




CD0007

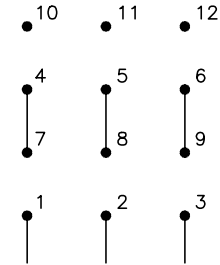


LOW VOLTAGE
(2Y)



LINE

HIGH VOLTAGE
(1Y)



LINE

NOTES:

1. INTERCHANGE ANY TWO LINE LEADS TO REVERSE ROTATION.
2. ACTUAL NUMBER OF INTERNAL PARALLEL CIRCUITS MAY VARY.
3. LEAD COLORS ARE OPTIONAL. LEADS MUST ALWAYS BE NUMBERED AS SHOWN.

REV. DESC: ADDED "CK" PLANT CODE			
REV. LTR: E	BY: EAH	REVISED: 05/06/99 17:1	TDR: 0181040
L00000		FILE: AAA00008370	MDL: -
		MTL: -	

BALDOR ELECTRIC Co.

3PH, DV, THERMAL, 12 LEADS

CD0007