

BALDOR® • RELIANCE

Product Information Packet

ELECTRIC MOTOR WHOLESAL.COM

M3707

5HP,1745RPM,3PH,60HZ,215,3634M,TEFC,F1,N

Part Detail							
Revision:	-	Status:	PRD/A	Change #:		Proprietary:	No
Type:	AC	Prod. Type:	3634M	Elec. Spec:	36WGS543	CD Diagram:	
Enclosure:	TEFC	Mfg Plant:		Mech. Spec:	36G890	Layout:	
Frame:	215	Mounting:	F1	Poles:	04	Created Date:	08-30-2010
Base:	RG	Rotation:	R	Insulation:	F	Eff. Date:	09-10-2010
Leads:	9#16	Literature:		Elec. Diagram:		Replaced By:	

Nameplate NP1256L									
CAT.NO.	M3707								
SPEC.	36G890S543H1								
HP	5								
VOLTS	208-230/460								
AMP	14.2-13.6/6.8								
RPM	1745								
FRAME	215	HZ			60	PH	3		
SER.F.	1.15	CODE			J	DES	A	CLASS	F
NEMA-NOM-EFF	87.5	PF			78				
RATING	40C AMB-CONT								
CC	010A	USABLE AT 208V							
DE	6206	ODE			6205				
ENCL	TEFC	SN							

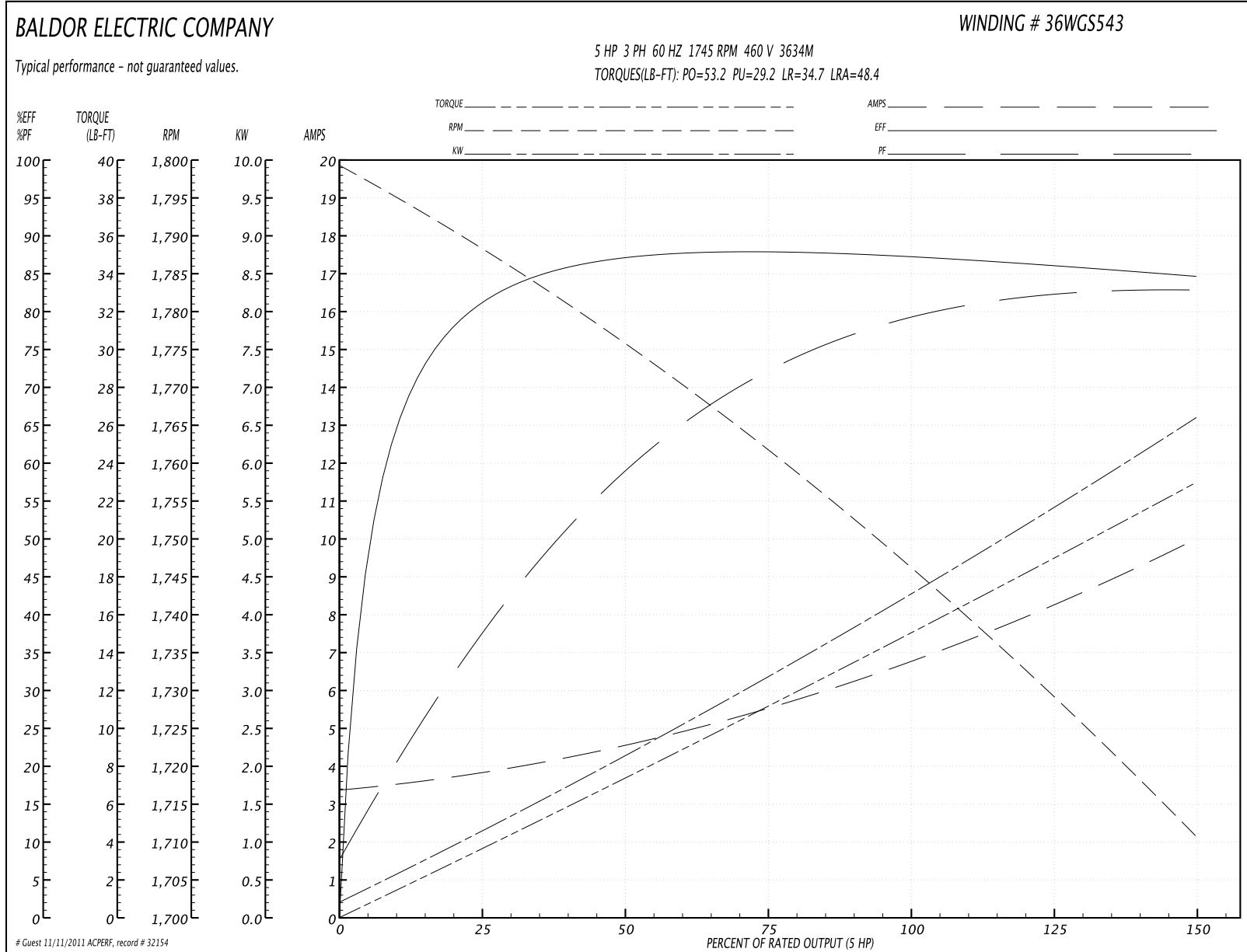
Parts List		
Part Number	Description	Quantity
SA202706	SA 36G890S543H1	1.000 EA
RA189982	RA 36G890S543H1	1.000 EA
36FN3000A01SP	EXFN, PLASTIC, 7.00 OD, .912 ID	1.000 EA
S/P101-000-000	EPACT PROCEDURES-FS PLANT-POLYREX EM, NO	1.000 EA
HW3200A01	3/8-16X3/4 I-BLT WELDED F/S	1.000 EA
36CB3000SP	CONDUIT BOX, CAST	1.000 EA
36GS1000SP	GASKET-CONDUIT BOX, .06 THICK #SV-330 LE	1.000 EA
51XB1016A07	10-16 X 7/16 HXWSSLD SERTYB	2.000 EA
11XW1032G06	10-32 X .38, TAPTITE II, HEX WSHR SLTD U	1.000 EA
HW3001B01	003SS CUP WASHER, FOR #8 SCREW	1.000 EA
36EP3104A01	FREP MACH W/GRSR, RAISED FH PADS	1.000 EA
HW4500A01	1641B(ALEMITE)400 UNIV, GREASE FITT	1.000 EA
HW5100A05	WVY WSHR F/205 & 304 BRGS	1.000 EA
36EP3100A01SP	PU ENDPLATE, MACH	1.000 EA
HW4500A01	1641B(ALEMITE)400 UNIV, GREASE FITT	1.000 EA
HA3101A28	THRUBOLT 1/4-20 X 12.500 OHIO ROD	4.000 EA
XY2520A12	1/4-20 HEX NUT, DIRECTIONAL SERRATIONS	4.000 EA
51XB1214A16	12-14X1.00 HXWSSLD SERTYB	1.000 EA
36FH4009A102SP	IEC FH GREASER W/AUTOPHERETIC PRIMER	1.000 EA
51XW1032A06	10-32 X .38, TAPTITE II, HEX WSHR SLTD S	3.000 EA
35CB4514	35 LIPPED CB LID	1.000 EA
36GS1001SP	GASKET, CONDUIT BOX LID, .06 THICK #SV-3	1.000 EA
51XW0832A07	8-32 X .44, TAPTITE II, HEX WSHR SLTD SE	4.000 EA
HW2501E16	KEY, 1/4 SQ X 1.750	1.000 EA

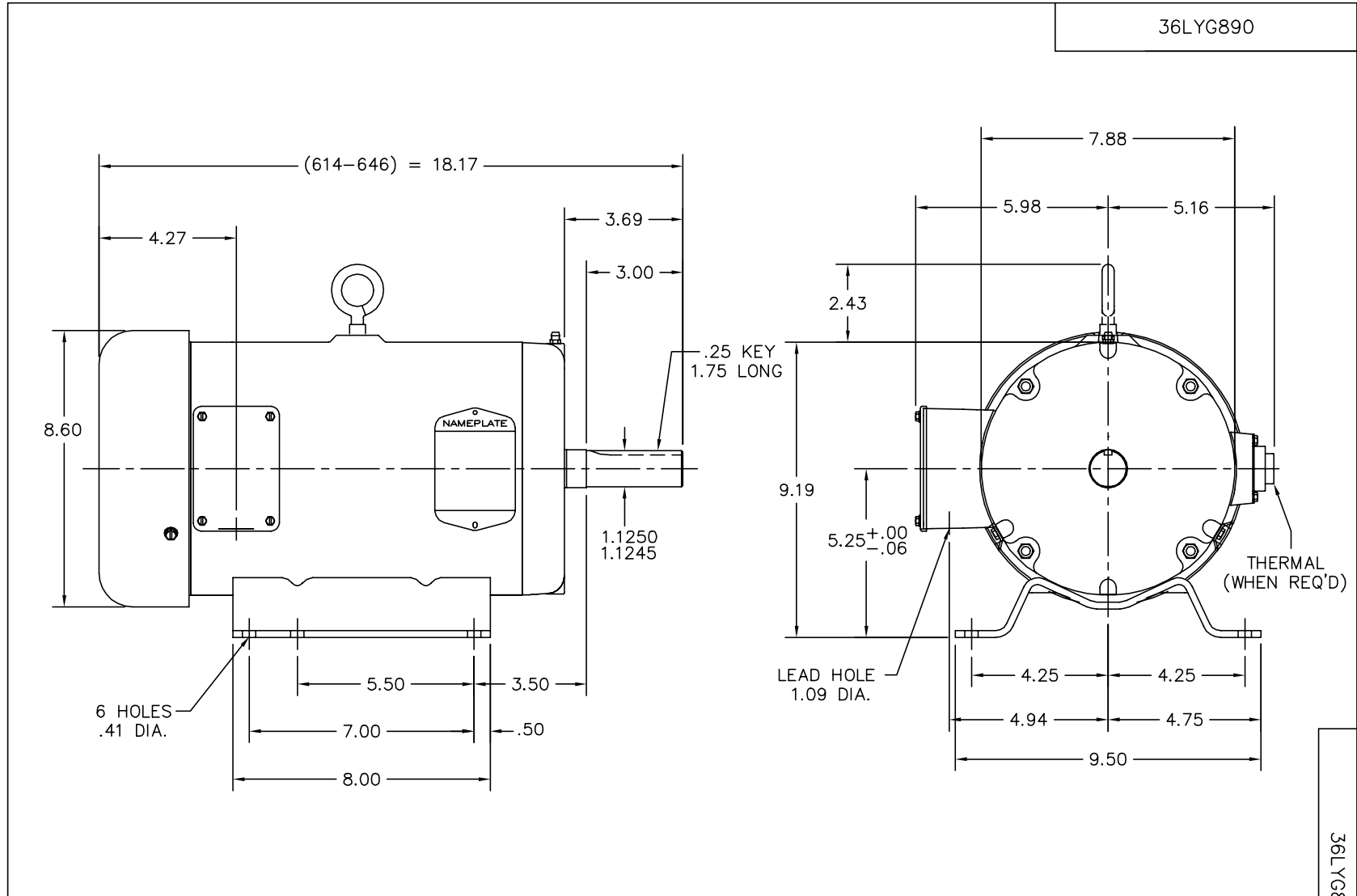
Parts List (continued)		
Part Number	Description	Quantity
HA7000A02	KEY RETAINER RING, 1 1/8 DIA, 1 3/8 DIA	1.000 EA
85XU0407S04	4X1/4 U DRIVE PIN STAINLESS	2.000 EA
LB1115	LABEL,LIFTING DEVICE	1.000 EA
MJ1000A75	GREASE, POLYREX EM EXXON	0.050 LB
MG1000G27	PAINT- S9282E CHARCOAL GREY	0.022 GA
LB1125C04	STD-E (STOCK CTN LABEL STD-E WITH FLAG)	1.000 EA
LC0005E01	CONN.DIA./WARNING LABEL (LC0005/LB1119)	1.000 EA
NP1256L	ALUM, UL CSA CC, W/O THERMAL, LASER	1.000 EA
36PA1001	PACKAGING GROUP	1.000 EA

Accessories		
Part Number	Description	Multiplier
36-3301	C FACE KIT	A8
36EP1304A62SP	FLANGE MTD ENDPLATE 182-4TD -ENCL (LESS	A8

Performance Data at 460V, 60Hz, 5.0HP (Typical performance - Not guaranteed values)							
General Characteristics							
Full Load Torque:	15.0 LB-FT			Start Configuration:	DOL		
No-Load Current:	3.42 Amps			Break-Down Torque:	53.2 LB-FT		
Line-line Res. @ 25°C.:	2.6196 Ohms A Ph / 0.0 Ohms B Ph			Pull-Up Torque:	29.2 LB-FT		
Temp. Rise @ Rated Load:	78 C			Locked-Rotor Torque:	34.7 LB-FT		
Temp. Rise @ S.F. Load:	96 C			Starting Current:	48.4 Amps		
Load Characteristics							
% of Rated Load	25	50	75	100	125	150	S.F.
Power Factor:	38.0	59.0	72.0	78.0	82.0	83.0	80.0
Efficiency:	80.9	87.1	88.3	87.8	86.6	84.7	87.1
Speed:	1788.2	1775.7	1761.9	1747.1	1729.5	1710.5	1737.0
Line Amperes:	3.77	4.5	5.5	6.83	8.24	9.97	7.68

Performance Graph at 460V, 60Hz, 5.0HP Typical performance - Not guaranteed values





CUSTOMER IS RESPONSIBLE FOR DETERMINING THAT BALDOR'S PRODUCT WILL PERFORM SUITABLY IN THE INTENDED APPLICATION.

REV. DESC: UPDATE DRAWING		
REV. LTR: C	VERSION: 02	TDR: 000000499221
FILE: \AAA\00004\441	REVISED: 07:50:24 05/07/2009	
MTL: -	BY: ENALEMO	

BALDOR • DODGE • RELIANCE

HORZ 213-5 TEFC 36M

SH 1 of 1

36LYG890

CD0005

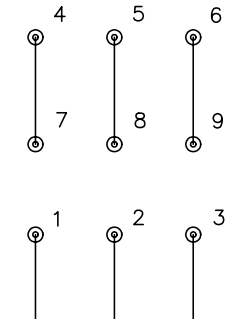


LOW VOLTAGE
(2Y)



LINE

HIGH VOLTAGE
(1Y)



LINE

NOTES:

1. INTERCHANGE ANY TWO LINE LEADS TO REVERSE ROTATION.
2. OPTIONAL THERMOSTATS ARE PROVIDED WHEN SPECIFIED.
3. ACTUAL NUMBER OF INTERNAL PARALLEL CIRCUITS MAY BE A MULTIPLE OF THOSE SHOWN ABOVE.
4. LEAD COLORS ARE OPTIONAL. LEADS MUST ALWAYS BE NUMBERED AS SHOWN.

REV. DESC: REVISE TO SHOW OPTIONAL COLORS			
REV. LTR: E	BY: JLP	REVISED: 01/19/99 10:15	TDR: 0171435
90000		FILE: AAA00005140	MDL: -
		MTL: -	

BALDOR ELECTRIC Co.

3PH, DV, 9 LEADS

CD0005