

# **BALDOR® • RELIANCE**

**Product Information Packet**

**ELECTRIC MOTOR WHOLESAL.COM**

**M4314T**

**60HP, 1770RPM, 3PH, 60HZ, 364, T, 1272M, TEFC, F**

Part Detail							
Revision:	E	Status:	INA/A	Change #:		Proprietary:	No
Type:	AC	Prod. Type:	1272M	Elec. Spec:	12WGX641	CD Diagram:	
Enclosure:	TEFC	Mfg Plant:		Mech. Spec:	12E279	Layout:	
Frame:	364T	Mounting:	F1	Poles:	04	Created Date:	08-22-2005
Base:	RG	Rotation:	R	Insulation:	F	Eff. Date:	02-18-2009
Leads:	9#6	Literature:		Elec. Diagram:		Replaced By:	

Nameplate NP1256L									
CAT.NO.	M4314T								
SPEC.	12E279X641H1								
HP	60								
VOLTS	230/460								
AMP	138/69								
RPM	1770								
FRAME	364T	HZ			60	PH	3		
SER.F.	1.15	CODE			G	DES	B	CLASS	F
NEMA-NOM-EFF	93.6	PF			86				
RATING	40C AMB-CONT								
CC	010A	USABLE AT 208V			151				
DE	6313	ODE			6311				
ENCL	TEFC	SN							

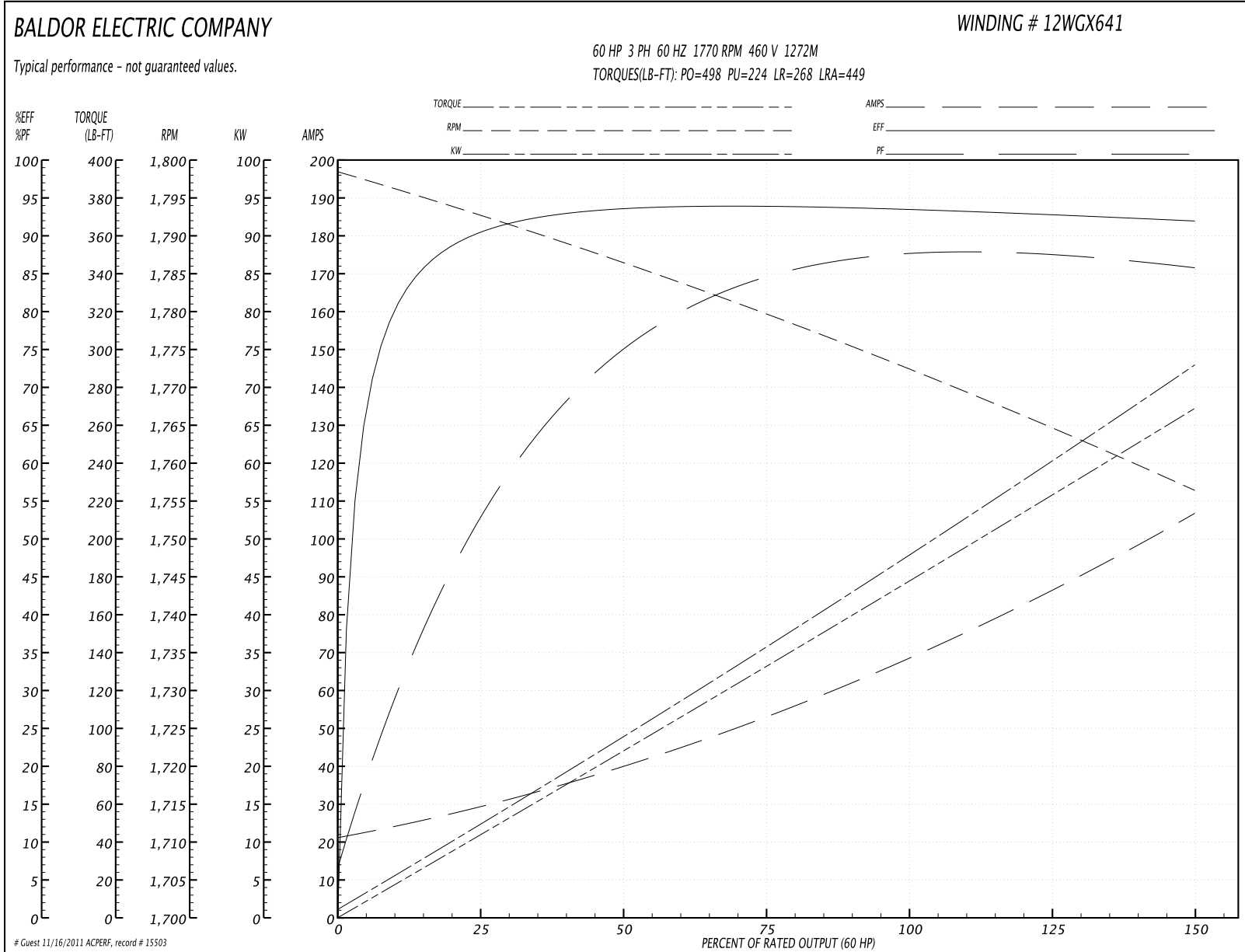
Parts List		
Part Number	Description	Quantity
SA132385	SA 12E279X641H1	1.000 EA
RA122323	RA 12E279X641H1	1.000 EA
09FN3001A03	EXTERNAL FAN, PLASTIC KENCO	1.000 EA
S/P101-000-004	EPACT PROC-CL, 280FR & UP,LARGE BOX,POLY	1.000 EA
10CB3002A01	CB 309 3.62 LD HOLE, .44 MTG HOLE & 3.50	1.000 EA
14GS1000SP	GASKET, CONDUIT BOX	1.000 EA
10XN3816K12	3/8-16 X 3/4 HEX HD CAP GRADE 5	4.000 EA
HW1001A38	LOCKWASHER 3/8, ZINC PLT .688 OD, .382 I	4.000 EA
WD1000B16	KPA-4C BURNDY TERMINAL	1.000 EA
51XF2520A08	SCREW, HEX SER SLT HD, ZN 1/4-20 X .50 L	1.000 EA
12EP1107A05	FR ENDPLATE, MACH 324-6T	1.000 EA
HA3400A13SP	STUD, 1/2-13 X 7" WELKER	4.000 EA
HW1001A50	LOCKWASHER 1/2, ZINC PLT,.879 OD, .509 I	4.000 EA
12FH1002SP	FAN COVER, CAST QF,WAUPACA QUALITY	1.000 EA
HW5100A13	W4627-047 WVY WSHER	1.000 EA
10XN3118K36	5/16-18 X 2.25" HEX HD, GRADE 5	2.000 EA
HW1001A31	LOCKWASHER 5/16, ZINC PLT.591 OD, .319 I	2.000 EA
10XN3816K48	3/8-16 X 3 HEX HD CAP SCREW,Z/P	4.000 EA
HW1001A38	LOCKWASHER 3/8, ZINC PLT .688 OD, .382 I	4.000 EA
12EP1110A01	PULLEY ENDPLATE-313 BRG-MACH	1.000 EA
10XN5013K28	1/2-13 X 1.75 HEX HEAD MACH SCREW,GRAD	4.000 EA
HW1001A50	LOCKWASHER 1/2, ZINC PLT,.879 OD, .509 I	4.000 EA
HW1001A50	LOCKWASHER 1/2, ZINC PLT,.879 OD, .509 I	4.000 EA
XY5013A12	NUT,1/2-13,HEX,STEEL,ZINCPLATED	4.000 EA

Parts List (continued)		
Part Number	Description	Quantity
10CB3500SP	CONDUIT BOX LID, CAST	1.000 EA
10GS1000SP	GASKET, CONDUIT BOX LID	1.000 EA
51XW2520A12	1/4-20X3/4 TY23 HX WS SLTZN	4.000 EA
HA1005A08SP	314-34 NEOPRENE SLINGER	1.000 EA
HW2501J36	KEY, 5/8 SQ X 4.250	1.000 EA
LB1115	LABEL,LIFTING DEVICE	1.000 EA
HW4500A21	1618BALEMITE FITTING 825 UNIVERSAL	1.000 EA
HA4017A01	1/8 X 4 GREASE EXT (F/S)	1.000 EA
HW4500A17	317400 ALEMITE GREASE RELIEF	1.000 EA
HA4001A01SP	DRAIN PLUG, PLASTIC (MICRO PLAS)	1.000 EA
MJ1000A75	GREASE, POLYREX EM EXXON	0.200 LB
HW4500A03	GREASE FITTING, .125 NPT 1610(ALEMITE) 8	1.000 EA
HW4500A17	317400 ALEMITE GREASE RELIEF	1.000 EA
HA4001A01SP	DRAIN PLUG, PLASTIC (MICRO PLAS)	1.000 EA
MG1000G27	PAINT- S9282E CHARCOAL GREY	0.080 GA
85XU0407A04	#4-7 X 1/4 DRIVE PIN	2.000 EA
LB5040	INSTRUCTION TAG, AC & DC	1.000 EA
51XB1214A20	12-14X1.25 HXWSSLD SERTYB	1.000 EA
HW2500A25	WOODRUFF KEY USA #1008 #BLOW CARBON STEE	1.000 EA
LC0181	CONNECTION LABEL	1.000 EA
LB1119	WARNING LABEL	1.000 EA
LB1125C04	STD-E (STOCK CTN LABEL STD-E WITH FLAG)	4.000 EA
NP1256L	ALUM, UL CSA CC, W/O THERMAL, LASER	1.000 EA
14PA1000	PACKAGING 314 GROUP COMBINED PRINT	1.000 EA

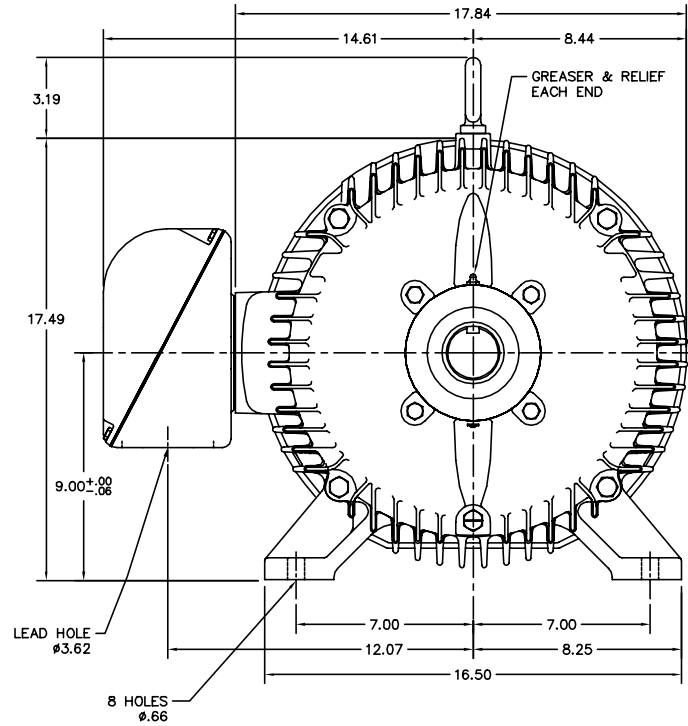
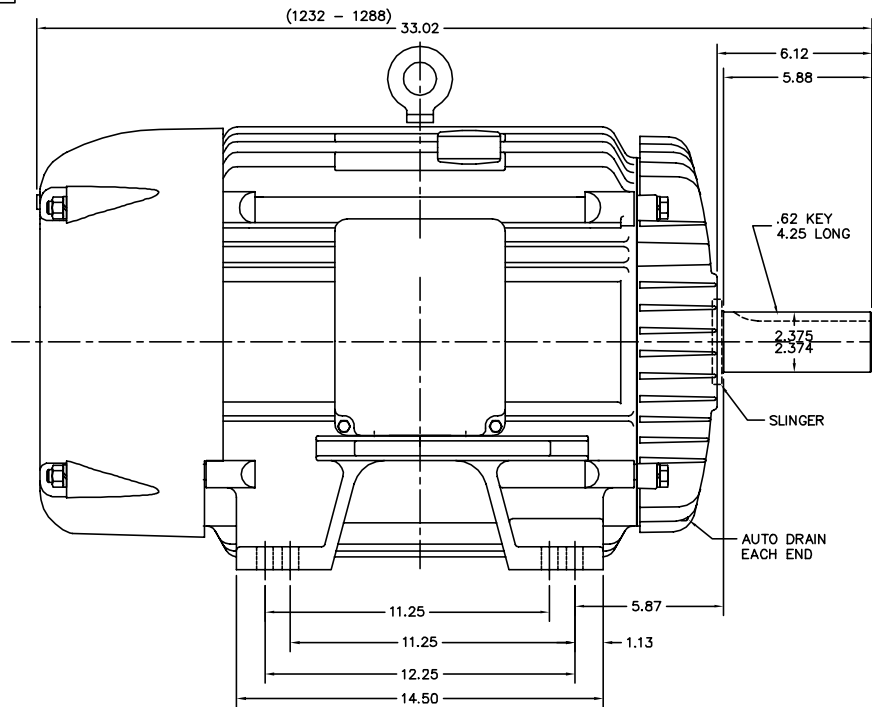
<b>Accessories</b>		
<b>Part Number</b>	<b>Description</b>	<b>Multiplier</b>
12-1300	C-FACE KIT	P1

Performance Data at 460V, 60Hz, 60.0HP (Typical performance - Not guaranteed values)							
General Characteristics							
Full Load Torque:	177.0 LB-FT			Start Configuration:	DOL		
No-Load Current:	22.4 Amps			Break-Down Torque:	498.0 LB-FT		
Line-line Res. @ 25°C.:	0.0972 Ohms A Ph / 0.0 Ohms B Ph			Pull-Up Torque:	224.0 LB-FT		
Temp. Rise @ Rated Load:	78 C			Locked-Rotor Torque:	268.0 LB-FT		
Temp. Rise @ S.F. Load:	96 C			Starting Current:	449.0 Amps		
Load Characteristics							
% of Rated Load	25	50	75	100	125	150	S.F.
Power Factor:	57.0	76.0	84.0	86.0	87.0	87.0	87.0
Efficiency:	90.7	93.6	94.0	93.6	92.9	91.9	93.2
Speed:	1792.0	1786.0	1780.0	1773.0	1765.0	1756.0	1768.0
Line Amperes:	27.7	39.5	52.9	69.4	86.9	106.0	79.9

Performance Graph at 460V, 60Hz, 60.0HP Typical performance - Not guaranteed values



12LYE279



CUSTOMER IS RESPONSIBLE FOR DETERMINING THAT MOTOR PERFORMANCE IS SUITABLE IN THE APPLICATION.

REV. DESC:	NEW
REV. LTR:	- BY: GS REVISED: 14: 20: 46 04/22/2004 TDR: 254688
FILE:	AAA00091330 REF: 12LYE279
MTL:	-

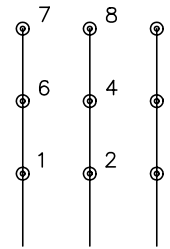
**BALDOR ELECTRIC Co.**  
HOR TEFC 364-5T

12LYE279

CD0180

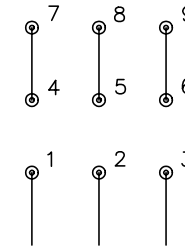


LOW VOLTAGE  
(2D)



LINE

HIGH VOLTAGE  
(1D)



LINE

NOTES:

1. INTERCHANGE ANY TWO LINE LEADS TO REVERSE ROTATION.
2. OPTIONAL THERMOSTATS ARE PROVIDED WHEN SPECIFIED.
3. ACTUAL NUMBER OF INTERNAL PARALLEL CIRCUITS MAY BE A MULTIPLE OF THOSE SHOWN ABOVE.
4. LEAD COLORS ARE OPTIONAL. LEADS MUST ALWAYS BE NUMBERED AS SHOWN.

REV. DESC: REVISE TO SHOW OPTIONAL COLORS			
REV. LTR: C	BY: JLP	REVISED: 01/21/99 2:28	TDR: 0171435
0810D0		FILE: AAA00005148	MDL: -
		MTL: -	

**BALDOR ELECTRIC Co.**

3PH, DV, 9 LEADS, DELTA CONNECTION

CD0180