

BALDOR® • RELIANCE

Product Information Packet

ELECTRIC MOTOR WHOLESAL.COM

VM2516T

25HP,3510RPM,3PH,60HZ,254TC,3934M,OPEN,F

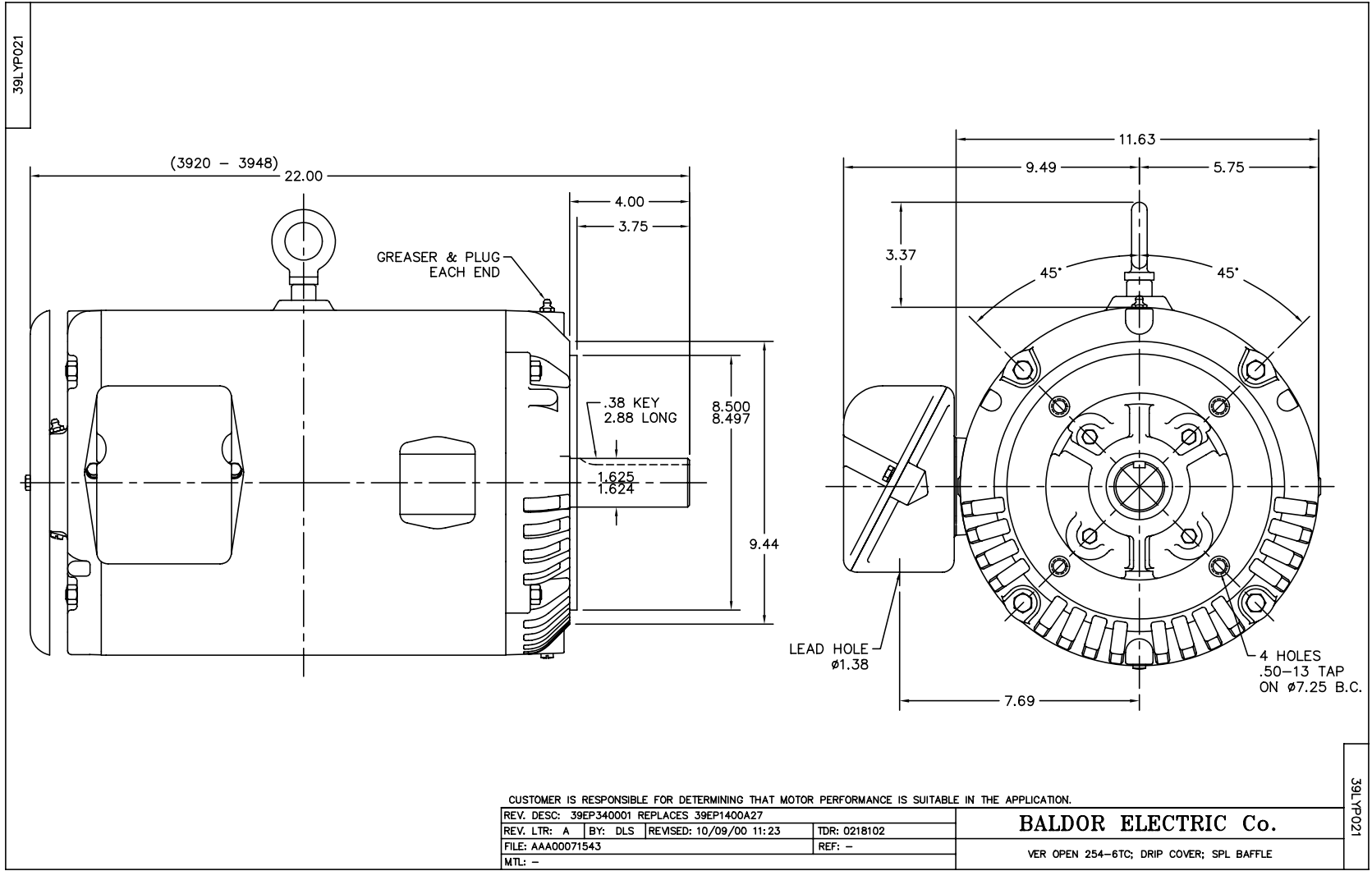
Part Detail							
Revision:	-	Status:	PRD/A	Change #:		Proprietary:	No
Type:	AC	Prod. Type:	3934M	Elec. Spec:	39WGX256	CD Diagram:	
Enclosure:	OPEN	Mfg Plant:		Mech. Spec:	39P021	Layout:	
Frame:	254TC	Mounting:	F1	Poles:	02	Created Date:	06-29-2010
Base:	N	Rotation:	R	Insulation:	B	Eff. Date:	07-07-2010
Leads:	9#10	Literature:		Elec. Diagram:		Replaced By:	

Nameplate NP1256L

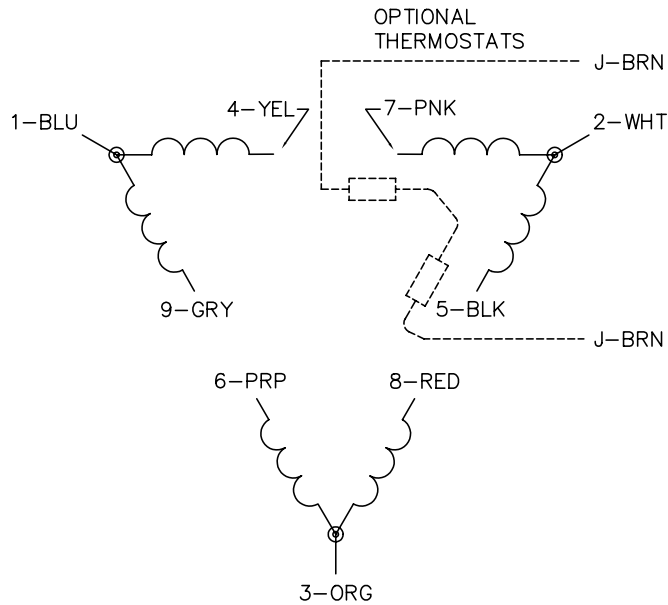
CAT.NO.	VM2516T						
SPEC.	39P021X256H1						
HP	25						
VOLTS	230/460						
AMP	58/29						
RPM	3510						
FRAME	254TC	HZ	60	PH	3		
SER.F.	1.15	CODE	G	DES	B	CLASS	B
NEMA-NOM-EFF	91	PF	89				
RATING	40C AMB-CONT						
CC	010A	USABLE AT 208V	68				
DE	6309	ODE	6208				
ENCL	OPEN	SN					

Parts List		
Part Number	Description	Quantity
SA199245	SA 39P021X256H1	1.000 EA
RA186582	RA 39P021X256H1	1.000 EA
S/P101-000-001	EPACT PROC-ZK 250FR, SMALL BOX, POLYREX EM	1.000 EA
HA6016	ADAPTER, CAST CONDUIT BOX	1.000 EA
09CB3002SP	CB W/1.38 LEAD HOLE FOR 37, 39, 307 & 30	1.000 EA
51XW2520A12	.25-20 X .75, TAPTITE II, HEX WSHR SLTD	2.000 EA
HW1001A25	LOCKWASHER 1/4, ZINC PLT .493 OD, .255 I	2.000 EA
WD1000B17	KPA-8C BURNDY TERMINAL	1.000 EA
11XW1032G06	10-32 X .38, TAPTITE II, HEX WSHR SLTD U	1.000 EA
39EP3200A02	FR E P, MACH - DR CVR MTG	1.000 EA
HA4051A00	PLASTIC CAP FOR GREASE FITTING	1.000 EA
39AD2002A01	BAFFLE PLATE 39 OPEN, SLOTTED BAND MTRS	1.000 EA
HW5100A08	W3118-035 WVY WSHR (WB)	1.000 EA
10XN2520K28	1/4-20 X 1.75" HX HD SCRWGRADE 5, ZINC P	4.000 EA
HW1001A25	LOCKWASHER 1/4, ZINC PLT .493 OD, .255 I	4.000 EA
39EP3400A01	STD FACE MTD ENDPLATE 309 BRG W/BAFFLE	1.000 EA
HA4051A00	PLASTIC CAP FOR GREASE FITTING	1.000 EA
HA3154A02	STUD, 3/8-16 X 15.875 DEMBY	4.000 EA
XY3816A12	3/8-16 FINISHED NUT	8.000 EA
39FH4500A01SP	DRIP COVER, STAMPED	1.000 EA
10XN2520K16	1/4-20 X 1" HX HD SCRW GRADE 5, ZINC P	2.000 EA
HA2101A01	SPACER SCH. 80 .25 DIA. STAINLESS STEEL	2.000 EA
09CB3501SP	CONDUIT BOX LID FOR 09CB3001 & 09CB3002	1.000 EA
51XW2520A12	.25-20 X .75, TAPTITE II, HEX WSHR SLTD	2.000 EA

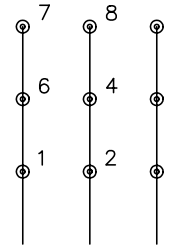
Parts List (continued)		
Part Number	Description	Quantity
HW2501G25	KEY, 3/8 SQ X 2.875	1.000 EA
LB1115	LABEL,LIFTING DEVICE	1.000 EA
HW4500A03	GREASE FITTING, .125 NPT 1610(ALEMITE) 8	1.000 EA
HW4500A20	1/8NPT SL PIPE PLUG	1.000 EA
MJ1000A75	GREASE, POLYREX EM EXXON	0.030 LB
HW4500A03	GREASE FITTING, .125 NPT 1610(ALEMITE) 8	1.000 EA
HW4500A20	1/8NPT SL PIPE PLUG	1.000 EA
MG1000G27	PAINT- S9282E CHARCOAL GREY	0.050 GA
85XU0407A04	#4-7 X 1/4 DRIVE PIN	2.000 EA
LB1119	WARNING LABEL	1.000 EA
LB1125C04	STD-E (STOCK CTN LABEL STD-E WITH FLAG)	4.000 EA
LC0181	CONNECTION LABEL	1.000 EA
NP1256L	ALUM, UL CSA CC, W/O THERMAL, LASER	1.000 EA
LB5040	INSTRUCTION TAG, AC & DC	1.000 EA
39PA1000	PACKAGING GROUP 39 PRINT	1.000 EA



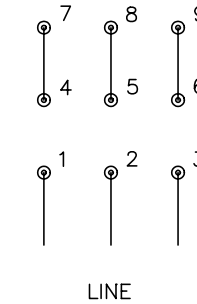
CD0180



LOW VOLTAGE
(2D)



HIGH VOLTAGE
(1D)



NOTES:

1. INTERCHANGE ANY TWO LINE LEADS TO REVERSE ROTATION.
2. OPTIONAL THERMOSTATS ARE PROVIDED WHEN SPECIFIED.
3. ACTUAL NUMBER OF INTERNAL PARALLEL CIRCUITS MAY BE A MULTIPLE OF THOSE SHOWN ABOVE.
4. LEAD COLORS ARE OPTIONAL. LEADS MUST ALWAYS BE NUMBERED AS SHOWN.

REV. DESC: REVISE TO SHOW OPTIONAL COLORS			
REV. LTR: C	BY: JLP	REVISED: 01/21/99 2:28	TDR: 0171435
0810D0		FILE: AAA00005148	MDL: -
		MTL: -	

BALDOR ELECTRIC Co.

3PH, DV, 9 LEADS, DELTA CONNECTION

CD0180