

BALDOR® • RELIANCE

Product Information Packet

ELECTRIC MOTOR WHOLESAL.COM

VM4104T

30HP, 1765RPM, 3PH, 60HZ, 286TC, 1044M, TEFC, F

Part Detail							
Revision:	-	Status:	PRD/A	Change #:		Proprietary:	No
Type:	AC	Prod. Type:	1044M	Elec. Spec:	10WGX259	CD Diagram:	
Enclosure:	TEFC	Mfg Plant:		Mech. Spec:	10C153	Layout:	
Frame:	286TC	Mounting:	F1	Poles:	04	Created Date:	05-19-2010
Base:	N	Rotation:	R	Insulation:	F	Eff. Date:	05-25-2010
Leads:	9#10	Literature:		Elec. Diagram:		Replaced By:	

Nameplate NP1256L

CAT.NO.	VM4104T						
SPEC.	10C153X259H1						
HP	30						
VOLTS	230/460						
AMP	74/37						
RPM	1765						
FRAME	286TC	HZ	60	PH	3		
SER.F.	1.15	CODE	G	DES	B	CLASS	F
NEMA-NOM-EFF	92.4	PF	82				
RATING	40C AMB-CONT						
CC	010A	USABLE AT 208V	79				
DE	6311	ODE	6309				
ENCL	TEFC	SN					

Parts List		
Part Number	Description	Quantity
SA196937	SA 10C153X259H1	1.000 EA
RA184378	RA 10C153X259H1	1.000 EA
09FN3001B02	EXTERNAL FAN, PLASTIC	1.000 EA
S/P101-000-004	EPACT PROC-CL, 280FR & UP,LARGE BOX,POLY	1.000 EA
10CB3000SP	STD KO BOX MODEL 310,312,314 MTRS W/2.00	1.000 EA
12GS1000SP	GASKET	1.000 EA
10XN3118K12	5/16-18 X .75 GRADE 5, ZINC PLATED	4.000 EA
HW1001A31	LOCKWASHER 5/16, ZINC PLT.591 OD, .319 I	4.000 EA
WD1000B16	KPA-4C BURNDY TERMINAL	1.000 EA
51XF2520A08	SCREW, HEX SER SLT HD, ZN 1/4-20 X .50 L	1.000 EA
10EP1106A01	FR ENDPLATE, MACH	1.000 EA
HA4051A00	PLASTIC CAP FOR GREASE FITTING	1.000 EA
HA4001A01SP	DRAIN PLUG, PLASTIC (MICRO PLAS)	1.000 EA
10XN3816K32	BOLT, 3/8-16X2 HH YZ(5)	4.000 EA
HW1001A38	LOCKWASHER 3/8, ZINC PLT .688 OD, .382 I	4.000 EA
HW5100A11	W3917-042 WVY WSHR (WB)	1.000 EA
10XN2520K36	1/4-20 X 2.25" HX HD SCRWGRADE 5, ZINC P	2.000 EA
HW1001A25	LOCKWASHER 1/4, ZINC PLT .493 OD, .255 I	2.000 EA
10XN3118K40	5/16-18 X 2.50" HEX HD, GRADE 5	4.000 EA
HW1001A31	LOCKWASHER 5/16, ZINC PLT.591 OD, .319 I	4.000 EA
10EP1305A01	PU ENDPLATE, MACH	1.000 EA
HA4051A00	PLASTIC CAP FOR GREASE FITTING	1.000 EA
HA4001A01SP	DRAIN PLUG, PLASTIC (MICRO PLAS)	1.000 EA
10XN3816K28	3/8-16 X 1.75 HEX HD CAP SCREW, GRADE 5	4.000 EA

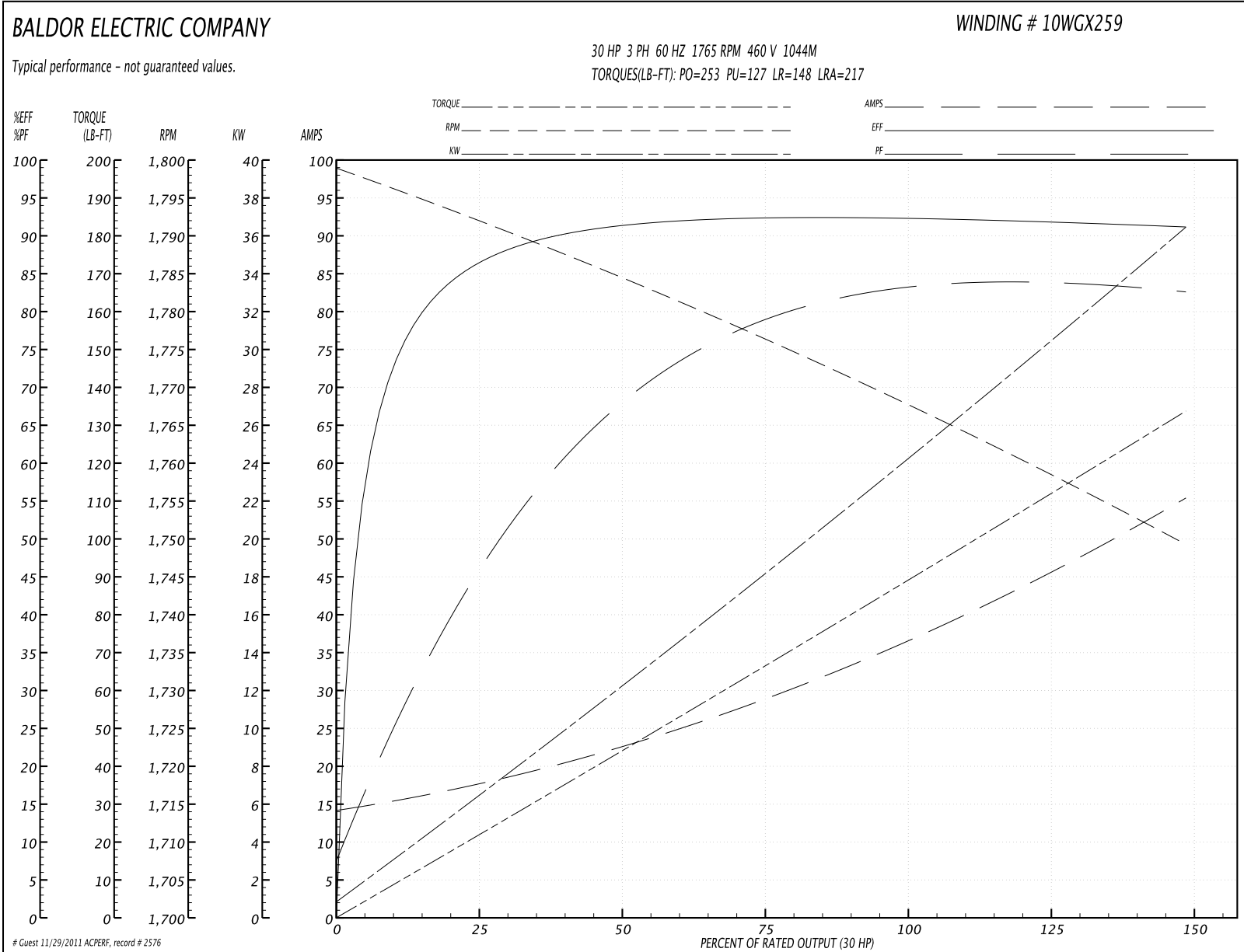
Parts List (continued)		
Part Number	Description	Quantity
HW1001A38	LOCKWASHER 3/8, ZINC PLT .688 OD, .382 I	4.000 EA
10FH4000	310 FAN HOUSING STAMPED	1.000 EA
10XN2520K08	1/4-20 X .50 GRADE #5, STL, ZINC PLATE	4.000 EA
HW1001A25	LOCKWASHER 1/4, ZINC PLT .493 OD, .255 I	4.000 EA
10CB3500SP	CONDUIT BOX LID, CAST	1.000 EA
10GS1000SP	GASKET, CONDUIT BOX LID	1.000 EA
51XW2520A12	.25-20 X .75, TAPTITE II, HEX WSHR SLTD	4.000 EA
HW4600B40	V-RING SLINGER 2.000 X 2.680 X 0.280	1.000 EA
HW2501H28	KEY, 1/2 SQ X 3.250	1.000 EA
LB1115	LABEL,LIFTING DEVICE	1.000 EA
HW4500A21	1618BALEMITE FITTING 825 UNIVERSAL	1.000 EA
HA4017A01	1/8 X 4 GREASE EXT (F/S)	1.000 EA
HW4500A17	317400 ALEMITE GREASE RELIEF	1.000 EA
MJ1000A75	GREASE, POLYREX EM EXXON	0.130 LB
HW4500A03	GREASE FITTING, .125 NPT 1610(ALEMITE) 8	1.000 EA
HW4500A17	317400 ALEMITE GREASE RELIEF	1.000 EA
HW2500A25	WOODRUFF KEY USA #1008 #BLOW CARBON STEE	1.000 EA
51XB1214A20	12-14X1.25 HXWSSLD SERTYB	1.000 EA
MG1000G27	PAINT- S9282E CHARCOAL GREY	0.070 GA
85XU0407A04	#4-7 X 1/4 DRIVE PIN	2.000 EA
LB5040	INSTRUCTION TAG, AC & DC	1.000 EA
LB1125C04	STD-E (STOCK CTN LABEL STD-E WITH FLAG)	4.000 EA
LC0005E02	SPL CONN.DIA./WARN.LABEL(LC0005/LB1119)	1.000 EA
NP1256L	ALUM, UL CSA CC, W/O THERMAL, LASER	1.000 EA

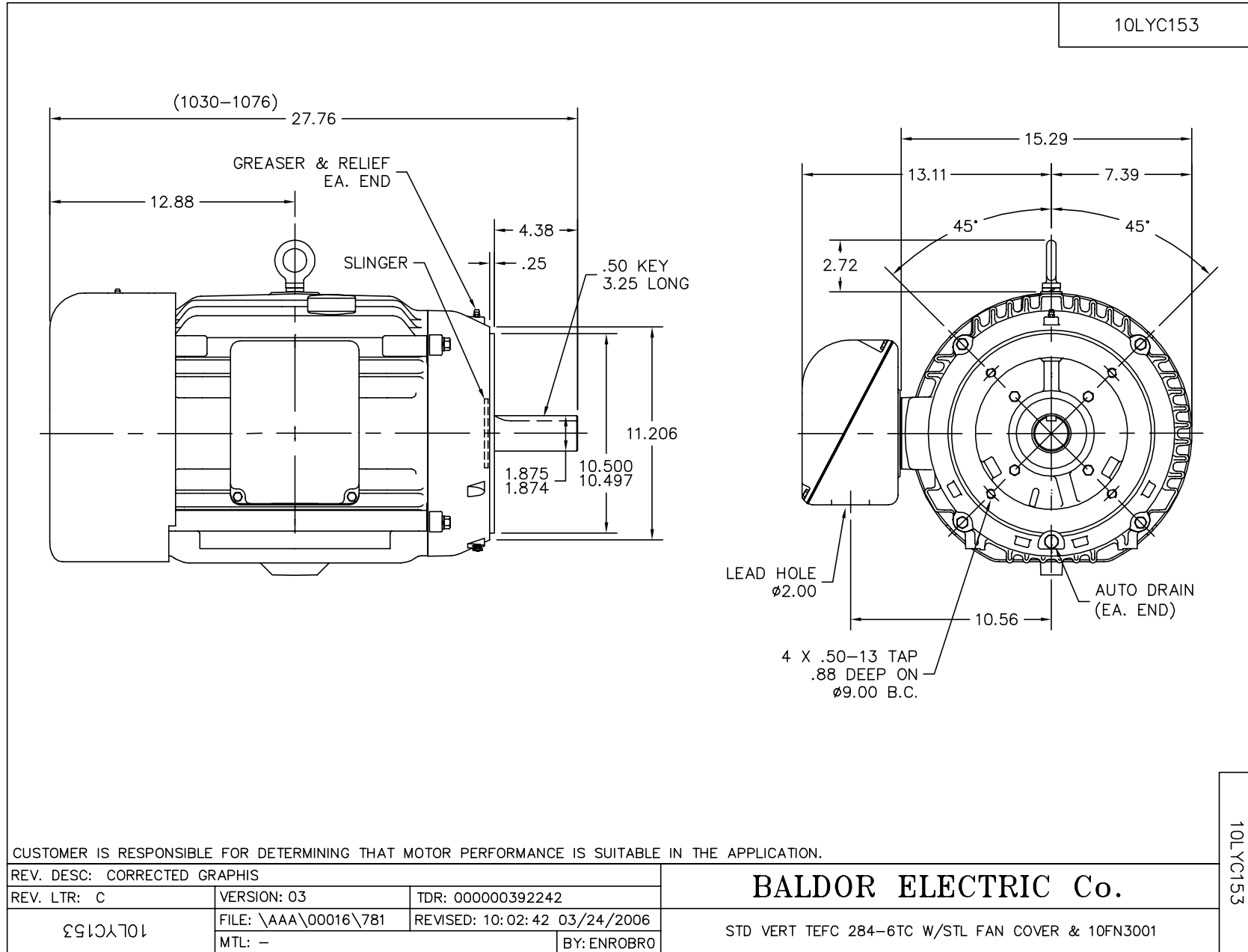
Parts List (continued)

Part Number	Description	Quantity
10PA1000	PACKAGING GROUP COMBINED PRINT PK1023A06	1.000 EA

Performance Data at 460V, 60Hz, 30.0HP (Typical performance - Not guaranteed values)							
General Characteristics							
Full Load Torque:	89.2 LB-FT			Start Configuration:	DOL		
No-Load Current:	14.63 Amps			Break-Down Torque:	253.0 LB-FT		
Line-line Res. @ 25°C.:	0.259 Ohms A Ph / 0.0 Ohms B Ph			Pull-Up Torque:	127.0 LB-FT		
Temp. Rise @ Rated Load:	69 C			Locked-Rotor Torque:	148.0 LB-FT		
Temp. Rise @ S.F. Load:	92 C			Starting Current:	217.0 Amps		
Load Characteristics							
% of Rated Load	25	50	75	100	125	150	S.F.
Power Factor:	48.0	69.0	78.0	82.0	84.0	84.0	83.0
Efficiency:	86.2	91.2	92.4	92.4	91.9	91.1	92.1
Speed:	1792.0	1784.0	1776.0	1768.0	1759.0	1749.0	1763.0
Line Amperes:	17.16	22.38	29.17	37.0	45.6	55.1	42.1

Performance Graph at 460V, 60Hz, 30.0HP Typical performance - Not guaranteed values





CD0005

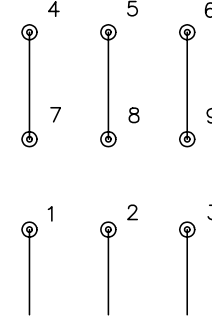


LOW VOLTAGE
(2Y)



LINE

HIGH VOLTAGE
(1Y)



LINE

NOTES:

1. INTERCHANGE ANY TWO LINE LEADS TO REVERSE ROTATION.
2. OPTIONAL THERMOSTATS ARE PROVIDED WHEN SPECIFIED.
3. ACTUAL NUMBER OF INTERNAL PARALLEL CIRCUITS MAY BE A MULTIPLE OF THOSE SHOWN ABOVE.
4. LEAD COLORS ARE OPTIONAL. LEADS MUST ALWAYS BE NUMBERED AS SHOWN.

REV. DESC: REVISE TO SHOW OPTIONAL COLORS			
REV. LTR: E	BY: JLP	REVISED: 01/19/99 10:15	TDR: 0171435
900000		FILE: AAA00005140	MDL: -
		MTL: -	

BALDOR ELECTRIC Co.

3PH, DV, 9 LEADS

CD0005